

# Provincial Achievement Test Results District Report 2012/2013 School Year

Growing in the

**SPIRIT**



EDMONTON CATHOLIC SCHOOLS

District Monitoring • *October 2, 2013*

# EDMONTON CATHOLIC SCHOOLS PROVINCIAL ACHIEVEMENT TEST RESULTS 2012/2013 SCHOOL YEAR

## 1. OUR PHILOSOPHY OF STUDENT ACHIEVEMENT

Catholic education embraces the belief that all students can learn and develop their gifts. Edmonton Catholic Schools approaches all measures of student success from within this philosophical framework. A high value is placed on achievement testing within the context of a vast array of qualitative, quantitative, and informal measures of student success. These are in place to ensure that students are given the highest quality Catholic education and, in turn, the best opportunities to embrace their God-given gifts, talents, and potential in school and beyond.

## 2. BACKGROUND

The Provincial Achievement Testing Program was implemented to determine how well students are learning what they are expected to learn. The purpose of the program is to provide Alberta Education, educators, parents, and members of the public with information about how well grades 3, 6, and 9 students have achieved provincial standards and to assist the province, authorities, and schools with monitoring and enhancing student learning.

Grade 3 students write tests in English Language Arts and Mathematics. Students in grades 6 and 9 write tests in English Language Arts, Mathematics, Science, and Social Studies. Grade 9 students enrolled in the Knowledge and Employability (K&E) programs of study write tests in English Language Arts, Mathematics, Science, and Social Studies. In addition to English Language Arts, students whose language of instruction is French write French Language Arts (except K&E) as well as the other subjects translated into French. **Aggregated (combined) English and French results are discussed within this report.**

Alberta Education reports achievement results in two formats: partial cohort (number writing) and full cohort (number enrolled). The partial cohort results are based on only those students who wrote the Provincial Achievement Tests. The results based on the full cohort include those students who were absent, excused, or for whom results are not available for any other reason. The 2012/2013 partial and full cohort aggregated English and French results are located in Appendix A, the independently reported English and French results are in Appendix B. The multiyear partial and full cohort aggregated English and French results are located in Appendix C and the independently reported English and French results are in Appendix D.

## 3. PARTICIPATION RATES – 2012/2013 SCHOOL YEAR

In considering participation rates, Edmonton Catholic Schools was compared to the province (Table 1 in Appendix A).

- Overall, Edmonton Catholic Schools' students (including grades 3, 6, 9 as well as K&E) had a higher participation rate compared to the province in **all** subject areas except Grade 3 French Language Arts.

#### 4. OVERALL SUMMARY OF THE 2012/2013 PROVINCIAL ACHIEVEMENT TEST RESULTS

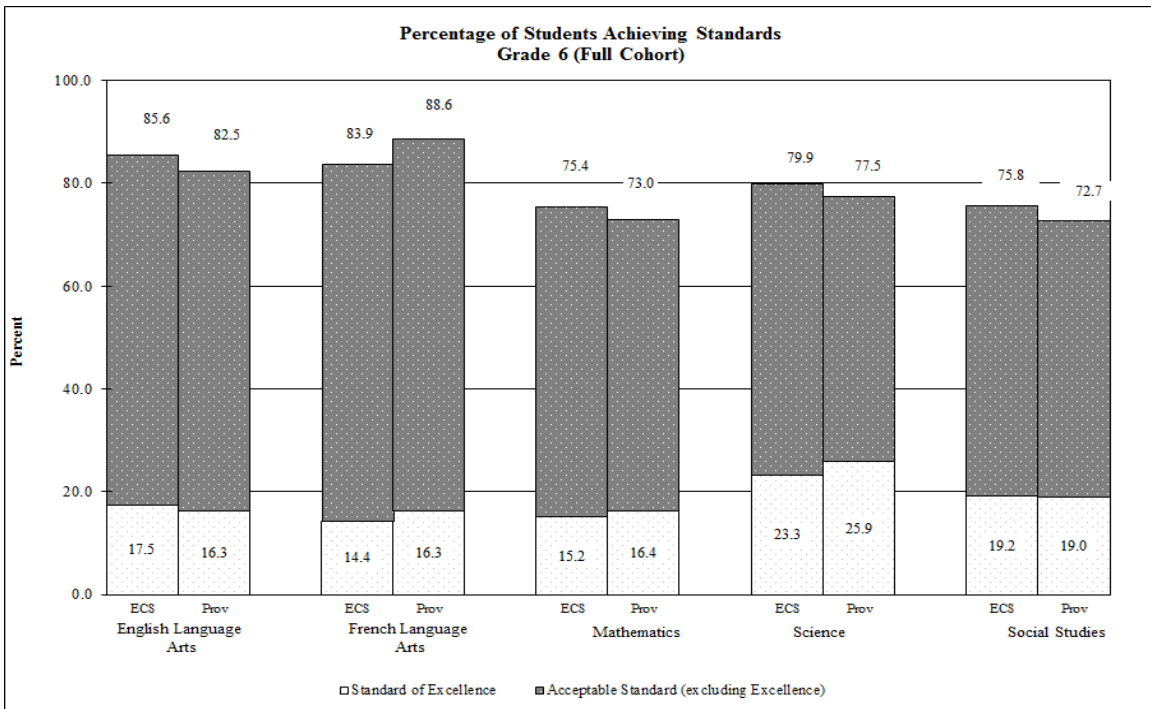
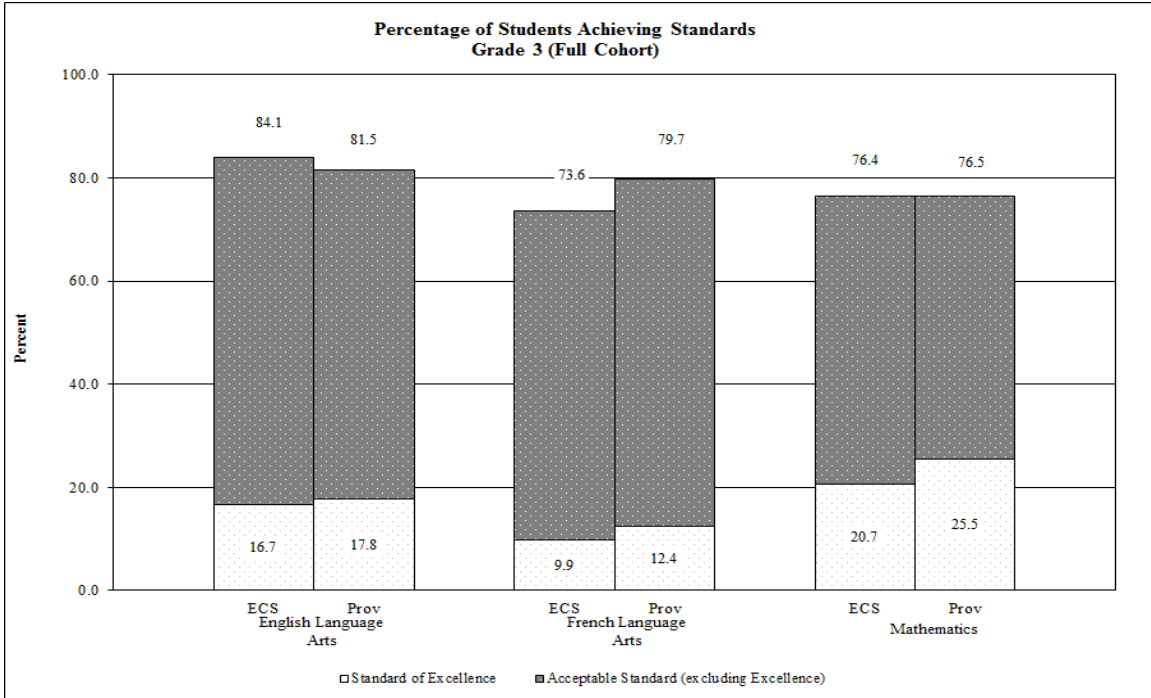
In considering the 2012/2013 results for the Provincial Achievement Tests, Edmonton Catholic Schools was compared to the province using the aggregated English and French full cohort results (Table 3 in Appendix A). Overall, Edmonton Catholic Schools':

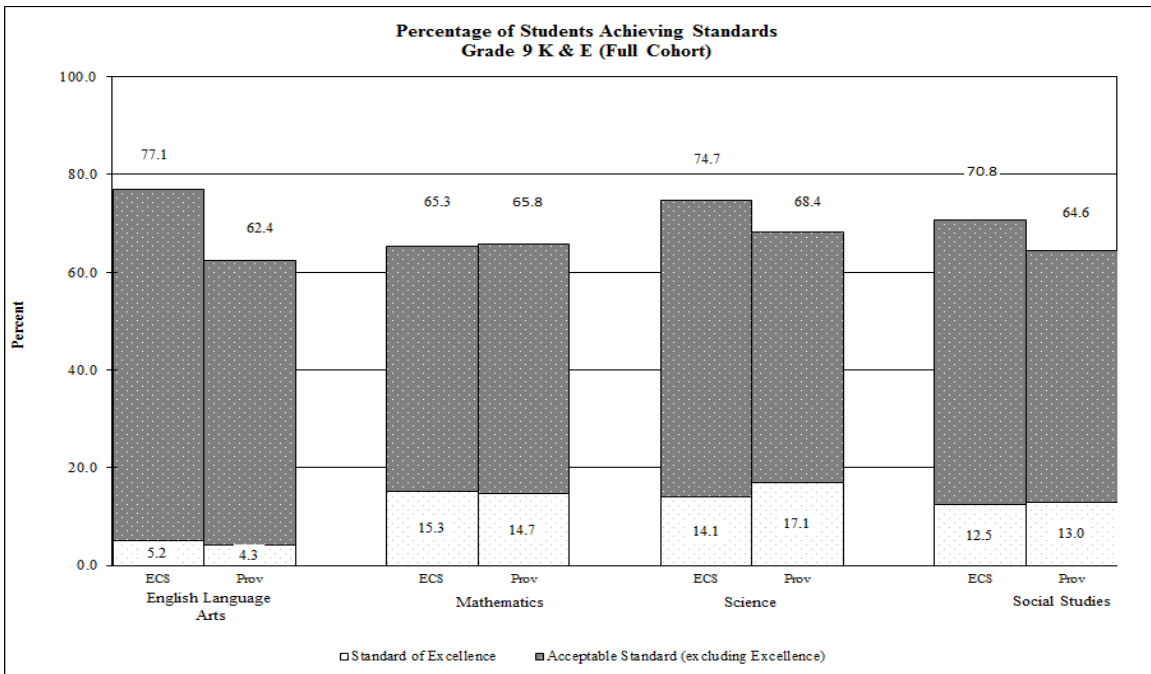
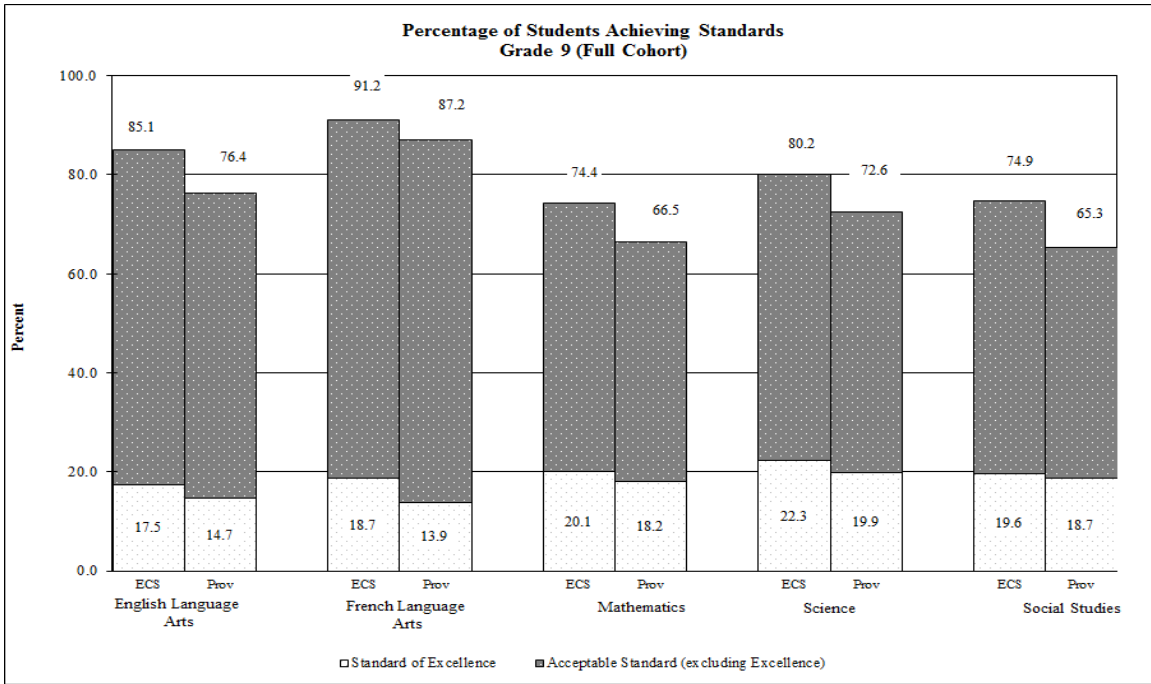
- **Grade 3** students **exceeded** the provincial percentage of students in:
  - English Language Arts – Acceptable Standard.
  
- **Grade 6** students **exceeded** the provincial percentage of students in:
  - English Language Arts – Acceptable Standard and Standard of Excellence;
  - Mathematics – Acceptable Standard;
  - Science – Acceptable Standard; and
  - Social Studies – Acceptable Standard and Standard of Excellence.
  
- **Grade 9** students **exceeded** the provincial percentage of students in:
  - English Language Arts – Acceptable Standard and Standard of Excellence;
  - French Language Arts – Acceptable Standard and Standard of Excellence;
  - Mathematics – Acceptable Standard and Standard of Excellence;
  - Science – Acceptable Standard and Standard of Excellence; and
  - Social Studies – Acceptable Standard and Standard of Excellence.
  
- **Grade 9 K&E** students **exceeded** the provincial percentage of students in:
  - K&E English Language Arts – Acceptable Standard and Standard of Excellence;
  - K&E Mathematics – Standard of Excellence;
  - K&E Science – Acceptable Standard; and
  - K&E Social Studies – Acceptable Standard.

**In summary, the percentage of Edmonton Catholic Schools' students achieving the acceptable standard exceeded that of the province in 13 out of 17 standards. Edmonton Catholic Schools' students exceeded the provincial percentage of students achieving the standard of excellence in 9 out of 17 standards.**

## PROVINCIAL ACHIEVEMENT TEST RESULTS - 2012/2013 SCHOOL YEAR FULL COHORT\* – AGGREGATED ENGLISH AND FRENCH

(\* Results based on all students enrolled)





## **5. FIVE YEAR SUMMARY OF THE PROVINCIAL ACHIEVEMENT TEST RESULTS**

The percentages of students in Edmonton Catholic Schools achieving the acceptable standard and the standard of excellence in each subject area in respect to the aggregated English and French full cohort results were compared with the province over the past five years (Table 2 in Appendix C). In considering these trends, please note that this is the third year for the grades 3, 6, and 9 Mathematics results and the fourth year for the grades 6 and 9 Social Studies results. As well, the K&E tests have only four years of results for Social Studies.

- For at least each of the past **five** years **Edmonton Catholic Schools** has **exceeded** the province in respect to:
  - Grade 6 English Language Arts – Acceptable Standard
  - Grade 6 English Language Arts – Standard of Excellence
  - Grade 6 Science – Acceptable Standard
  - Grade 9 English Language Arts – Acceptable Standard
  - Grade 9 English Language Arts – Standard of Excellence
  - Grade 9 French Language Arts – Acceptable Standard
  - Grade 9 French Language Arts – Standard of Excellence
  - Grade 9 Science – Acceptable Standard
  - Grade 9 K&E English Language Arts – Acceptable Standard
  - Grade 9 K&E Science – Acceptable Standard
  
- For each of the past **four** years **Edmonton Catholic Schools** has **exceeded** the province in respect to:
  - Grade 6 Social Studies – Acceptable Standard
  - Grade 6 Social Studies – Standard of Excellence
  - Grade 9 Social Studies – Acceptable Standard
  - Grade 9 Social Studies – Standard of Excellence
  - Grade 9 K&E Social Studies – Acceptable Standard
  
- For each of the past **three** years **Edmonton Catholic Schools** has **exceeded** the province in respect to:
  - Grade 6 Mathematics – Acceptable Standard
  - Grade 9 Mathematics – Acceptable Standard
  - Grade 9 Mathematics – Standard of Excellence
  - Grade 9 K&E English Language Arts – Standard of Excellence
  
- For each of the past **two** years **Edmonton Catholic Schools** has **exceeded** the province in respect to:
  - Grade 9 Science – Standard of Excellence
  
- This year **Edmonton Catholic Schools** also **exceeded** the province in respect to:
  - Grade 3 English Language Arts – Acceptable Standard
  - Grade 9 K&E Mathematics – Standard of Excellence

**Overall, Edmonton Catholic Schools' students have continued to exceed the province in a number of subject areas over time.**

# APPENDIX A

## PROVINCIAL ACHIEVEMENT TEST RESULTS AGGREGATED ENGLISH AND FRENCH REPORTS 2012/2013 SCHOOL YEAR

- Table 1 - Participation Rates – Aggregated English and French
- Table 2 - Percentages of Students Achieving Standards (Partial Cohort) – Aggregated English and French
- Table 3 - Percentages of Students Achieving Standards (Full Cohort) – Aggregated English and French

# EDMONTON CATHOLIC SCHOOLS

---

**Table 1**  
**Participation Rates**  
**Subjects Written in English and French (Aggregated)**  
**2012/2013 School Year**

	English Language Arts		French Language Arts		Mathematics		Science		Social Studies	
	ECS	Prov	ECS	Prov	ECS	Prov	ECS	Prov	ECS	Prov
<b>Grade 3</b>										
<b>Results Available<sup>a</sup></b>	<b>2429</b>	42128	<b>301</b>	3272	<b>2443</b>	42414				
<b>Total Enrollment<sup>b</sup></b>	<b>2564</b>	46130	<b>322</b>	3400	<b>2564</b>	46076				
<b>Participation Rate</b>	<b>94.7</b>	91.3	<b>93.5</b>	96.2	<b>95.3</b>	92.1				
<b>Grade 6</b>										
<b>Results Available<sup>a</sup></b>	<b>2434</b>	40095	<b>232</b>	2550	<b>2436</b>	40104	<b>2446</b>	40146	<b>2423</b>	39599
<b>Total Enrollment<sup>b</sup></b>	<b>2550</b>	44169	<b>236</b>	2602	<b>2549</b>	44117	<b>2549</b>	44166	<b>2548</b>	43942
<b>Participation Rate</b>	<b>95.5</b>	90.8	<b>98.3</b>	98.0	<b>95.6</b>	90.9	<b>96.0</b>	90.9	<b>95.1</b>	90.1
<b>Grade 9</b>										
<b>Results Available<sup>a</sup></b>	<b>2355</b>	24633	<b>189</b>	2414	<b>2363</b>	24881	<b>2372</b>	25615	<b>2365</b>	25638
<b>Total Enrollment<sup>b</sup></b>	<b>2520</b>	28144	<b>193</b>	2486	<b>2517</b>	28161	<b>2516</b>	28832	<b>2518</b>	29029
<b>Participation Rate</b>	<b>93.5</b>	87.5	<b>97.9</b>	97.1	<b>93.9</b>	88.4	<b>94.3</b>	88.8	<b>93.9</b>	88.3
<b>Grade 9 K&amp;E</b>										
<b>Results Available<sup>a</sup></b>	<b>84</b>	1170			<b>90</b>	1464	<b>91</b>	1239	<b>89</b>	1193
<b>Total Enrollment<sup>b</sup></b>	<b>96</b>	1453			<b>98</b>	1665	<b>99</b>	1425	<b>96</b>	1372
<b>Participation Rate</b>	<b>87.5</b>	80.5			<b>91.8</b>	87.9	<b>91.9</b>	86.9	<b>92.7</b>	87.0

<sup>a</sup> Number of students for whom test results are available

<sup>b</sup> Total enrollment reported by schools



**Table 2**  
**Percentages of Students Achieving Standards (Partial Cohort)**  
**Subjects Written in English and French (Aggregated)**

	English Language Arts		French Language Arts		Mathematics		Science		Social Studies	
	ECS	Prov	ECS	Prov	ECS	Prov	ECS	Prov	ECS	Prov
<b>Grade 3</b>										
Acceptable Standard	<b>88.8</b>	89.2	<b>78.7</b>	82.8	<b>80.2</b>	83.1				
Standard of Excellence	<b>17.6</b>	19.4	<b>10.6</b>	12.9	<b>21.7</b>	27.7				
<b>Grade 6</b>										
Acceptable Standard	<b>89.7</b>	90.9	<b>85.3</b>	90.4	<b>78.9</b>	80.3	<b>83.3</b>	85.3	<b>79.7</b>	80.7
Standard of Excellence	<b>18.3</b>	18.0	<b>14.7</b>	16.6	<b>15.9</b>	18.1	<b>24.2</b>	28.5	<b>20.1</b>	21.1
<b>Grade 9</b>										
Acceptable Standard	<b>91.0</b>	87.2	<b>93.1</b>	89.9	<b>79.3</b>	75.3	<b>85.0</b>	81.7	<b>79.8</b>	74.0
Standard of Excellence	<b>18.8</b>	16.8	<b>19.0</b>	14.3	<b>21.4</b>	20.6	<b>23.7</b>	22.4	<b>20.9</b>	21.2
<b>Grade 9 K&amp;E</b>										
Acceptable Standard	<b>88.1</b>	77.5			<b>71.1</b>	74.9	<b>81.3</b>	78.7	<b>76.4</b>	74.3
Standard of Excellence	<b>6.0</b>	5.4			<b>16.7</b>	16.7	<b>15.4</b>	19.7	<b>13.5</b>	15.0

**Table 3**  
**Percentages of Students Achieving Standards (Full Cohort)**  
**Subjects Written in English and French (Aggregated)**

	English Language Arts		French Language Arts		Mathematics		Science		Social Studies	
	ECS	Prov	ECS	Prov	ECS	Prov	ECS	Prov	ECS	Prov
<b>Grade 3</b>										
Acceptable Standard	<b>84.1</b>	81.5	<b>73.6</b>	79.7	<b>76.4</b>	76.5				
Standard of Excellence	<b>16.7</b>	17.8	<b>9.9</b>	12.4	<b>20.7</b>	25.5				
<b>Grade 6</b>										
Acceptable Standard	<b>85.6</b>	82.5	<b>83.9</b>	88.6	<b>75.4</b>	73.0	<b>79.9</b>	77.5	<b>75.8</b>	72.7
Standard of Excellence	<b>17.5</b>	16.3	<b>14.4</b>	16.3	<b>15.2</b>	16.4	<b>23.3</b>	25.9	<b>19.2</b>	19.0
<b>Grade 9</b>										
Acceptable Standard	<b>85.1</b>	76.4	<b>91.2</b>	87.2	<b>74.4</b>	66.5	<b>80.2</b>	72.6	<b>74.9</b>	65.3
Standard of Excellence	<b>17.5</b>	14.7	<b>18.7</b>	13.9	<b>20.1</b>	18.2	<b>22.3</b>	19.9	<b>19.6</b>	18.7
<b>Grade 9 K&amp;E</b>										
Acceptable Standard	<b>77.1</b>	62.4			<b>65.3</b>	65.8	<b>74.7</b>	68.4	<b>70.8</b>	64.6
Standard of Excellence	<b>5.2</b>	4.3			<b>15.3</b>	14.7	<b>14.1</b>	17.1	<b>12.5</b>	13.0

# APPENDIX B

## PROVINCIAL ACHIEVEMENT TEST RESULTS REPORTS BY LANGUAGE OF WRITING 2012/2013 SCHOOL YEAR

- Table 1 - Participation Rates (English)
- Table 2 - Participation Rates (French)
- Table 3 - Percentages of Students Achieving Standards (Partial Cohort) (English)
- Table 4 - Percentages of Students Achieving Standards (Full Cohort) (English)
- Table 5 - Percentages of Students Achieving Standards (Partial Cohort) (French)
- Table 6 - Percentages of Students Achieving Standards (Full Cohort) (French)

# EDMONTON CATHOLIC SCHOOLS

---

**Table 1  
Participation Rates  
Subjects Written in English  
2012/2013 School Year**

	English Language Arts		Mathematics (English)		Science (English)		Social Studies (English)	
	ECS	Prov	ECS	Prov	ECS	Prov	ECS	Prov
<b>Grade 3</b>								
<b>Results Available<sup>a</sup></b>	<b>2429</b>	42128	<b>2135</b>	38518				
<b>Total Enrollment<sup>b</sup></b>	<b>2564</b>	46130	<b>2244</b>	42109				
<b>Participation Rate</b>	<b>94.7</b>	91.3	<b>95.1</b>	91.5				
<b>Grade 6</b>								
<b>Results Available<sup>a</sup></b>	<b>2434</b>	40095	<b>2203</b>	37063	<b>2213</b>	37099	<b>2191</b>	36662
<b>Total Enrollment<sup>b</sup></b>	<b>2550</b>	44169	<b>2313</b>	41030	<b>2313</b>	41070	<b>2312</b>	40946
<b>Participation Rate</b>	<b>95.5</b>	90.8	<b>95.2</b>	90.3	<b>95.7</b>	90.3	<b>94.8</b>	89.5
<b>Grade 9</b>								
<b>Results Available<sup>a</sup></b>	<b>2355</b>	24633	<b>2174</b>	23409	<b>2182</b>	24118	<b>2174</b>	24028
<b>Total Enrollment<sup>b</sup></b>	<b>2520</b>	28144	<b>2324</b>	26651	<b>2323</b>	27304	<b>2325</b>	27390
<b>Participation Rate</b>	<b>93.5</b>	87.5	<b>93.5</b>	87.8	<b>93.9</b>	88.3	<b>93.5</b>	87.7
<b>Grade 9 K&amp;E</b>								
<b>Results Available<sup>a</sup></b>	<b>84</b>	1170	<b>90</b>	1454	<b>91</b>	1236	<b>89</b>	1190
<b>Total Enrollment<sup>b</sup></b>	<b>96</b>	1453	<b>98</b>	1655	<b>99</b>	1422	<b>96</b>	1369
<b>Participation Rate</b>	<b>87.5</b>	80.5	<b>91.8</b>	87.9	<b>91.9</b>	86.9	<b>92.7</b>	86.9

<sup>a</sup> Number of students for whom test results are available

<sup>b</sup> Total enrollment reported by schools

**Table 2**  
**Participation Rates**  
**Subjects Written in French**  
**2012/2013 School Year**

	French Language Arts		Mathematics (French)		Science (French)		Social Studies (French)	
	ECS	Prov	ECS	Prov	ECS	Prov	ECS	Prov
<b>Grade 3</b>								
<b>Results Available<sup>a</sup></b>	<b>301</b>	3272	<b>308</b>	3896				
<b>Total Enrollment<sup>b</sup></b>	<b>322</b>	3400	<b>320</b>	3967				
<b>Participation Rate</b>	<b>93.5</b>	96.2	<b>96.3</b>	98.2				
<b>Grade 6</b>								
<b>Results Available<sup>a</sup></b>	<b>232</b>	2550	<b>233</b>	3041	<b>233</b>	3047	<b>232</b>	2937
<b>Total Enrollment<sup>b</sup></b>	<b>236</b>	2602	<b>236</b>	3087	<b>236</b>	3096	<b>236</b>	2996
<b>Participation Rate</b>	<b>98.3</b>	98.0	<b>98.7</b>	98.5	<b>98.7</b>	98.4	<b>98.3</b>	98.0
<b>Grade 9</b>								
<b>Results Available<sup>a</sup></b>	<b>189</b>	2414	<b>189</b>	1472	<b>190</b>	1497	<b>191</b>	1610
<b>Total Enrollment<sup>b</sup></b>	<b>193</b>	2486	<b>193</b>	1510	<b>193</b>	1528	<b>193</b>	1639
<b>Participation Rate</b>	<b>97.9</b>	97.1	<b>97.9</b>	97.5	<b>98.4</b>	98.0	<b>99.0</b>	98.2
<b>Grade 9 K&amp;E</b>								
<b>Results Available<sup>a</sup></b>			N/A	1464	N/A	1239	N/A	1193
<b>Total Enrollment<sup>b</sup></b>			<b>0</b>	1665	<b>0</b>	1425	<b>0</b>	1372
<b>Participation Rate</b>			N/A	87.9	N/A	86.9	N/A	87.0

<sup>a</sup> Number of students for whom test results are available

<sup>b</sup> Total enrollment reported by schools

**Table 3**  
**Percentages of Students Achieving Standards (Partial Cohort)**  
**Subjects Written in English**

	English Language Arts		Mathematics (English)		Science (English)		Social Studies (English)	
	ECS	Prov	ECS	Prov	ECS	Prov	ECS	Prov
<b>Grade 3</b>								
Acceptable Standard	<b>88.8</b>	89.2	<b>80.2</b>	82.8				
Standard of Excellence	<b>17.6</b>	19.4	<b>21.9</b>	27.6				
<b>Grade 6</b>								
Acceptable Standard	<b>89.7</b>	90.9	<b>78.9</b>	79.8	<b>83.8</b>	85.4	<b>80.3</b>	80.7
Standard of Excellence	<b>18.3</b>	18.0	<b>16.2</b>	18.0	<b>25.1</b>	29.0	<b>20.9</b>	21.6
<b>Grade 9</b>								
Acceptable Standard	<b>91.0</b>	87.2	<b>78.6</b>	74.6	<b>84.7</b>	81.5	<b>79.6</b>	73.6
Standard of Excellence	<b>18.8</b>	16.8	<b>21.1</b>	20.5	<b>23.5</b>	22.4	<b>21.4</b>	21.7
<b>Grade 9 K&amp;E</b>								
Acceptable Standard	<b>88.1</b>	77.5	<b>71.1</b>	74.9	<b>81.3</b>	78.8	<b>76.4</b>	74.4
Standard of Excellence	<b>6.0</b>	5.4	<b>16.7</b>	16.7	<b>15.4</b>	19.7	<b>13.5</b>	15.0

**Table 4**  
**Percentages of Students Achieving Standards (Full Cohort)**  
**Subjects Written in English**

	English Language Arts		Mathematics (English)		Science (English)		Social Studies (English)	
	ECS	Prov	ECS	Prov	ECS	Prov	ECS	Prov
<b>Grade 3</b>								
Acceptable Standard	84.1	81.5	76.3	75.7				
Standard of Excellence	16.7	17.8	20.8	25.2				
<b>Grade 6</b>								
Acceptable Standard	85.6	82.5	75.2	72.1	80.2	77.1	76.1	72.2
Standard of Excellence	17.5	16.3	15.4	16.3	24.0	26.2	19.9	19.3
<b>Grade 9</b>								
Acceptable Standard	85.1	76.4	73.5	65.5	79.6	72.0	74.5	64.6
Standard of Excellence	17.5	14.7	19.8	18.0	22.0	19.8	20.0	19.0
<b>Grade 9 K&amp;E</b>								
Acceptable Standard	77.1	62.4	65.3	65.8	74.7	68.5	70.8	64.6
Standard of Excellence	5.2	4.3	15.3	14.7	14.1	17.1	12.5	13.1

**Table 5**  
**Percentages of Students Achieving Standards (Partial Cohort)**  
**Subjects Written in French**

	French Language Arts		Mathematics (French)		Science (French)		Social Studies (French)	
	ECS	Prov	ECS	Prov	ECS	Prov	ECS	Prov
<b>Grade 3</b>								
Acceptable Standard	78.7	82.8	80.2	86.2				
Standard of Excellence	10.6	12.9	20.8	28.2				
<b>Grade 6</b>								
Acceptable Standard	85.3	90.4	78.5	86.5	78.5	83.9	73.7	80.3
Standard of Excellence	14.7	16.6	13.7	18.8	16.3	21.4	12.5	15.4
<b>Grade 9</b>								
Acceptable Standard	93.1	89.9	86.8	85.6	88.4	84.2	81.7	79.1
Standard of Excellence	19.0	14.3	24.9	22.4	25.8	22.7	14.7	14.3
<b>Grade 9 K&amp;E</b>								
Acceptable Standard			N/A	74.9	N/A	78.7	N/A	74.3
Standard of Excellence			N/A	16.7	N/A	19.7	N/A	15.0



**Table 6**  
**Percentages of Students Achieving Standards (Full Cohort)**  
**Subjects Written in French**

	French Language Arts		Mathematics (French)		Science (French)		Social Studies (French)	
	ECS	Prov	ECS	Prov	ECS	Prov	ECS	Prov
<b>Grade 3</b>								
Acceptable Standard	73.6	79.7	77.2	84.6				
Standard of Excellence	9.9	12.4	20.0	27.7				
<b>Grade 6</b>								
Acceptable Standard	83.9	88.6	77.5	85.2	77.5	82.6	72.5	78.7
Standard of Excellence	14.4	16.3	13.6	18.5	16.1	21.0	12.3	15.1
<b>Grade 9</b>								
Acceptable Standard	91.2	87.2	85.0	83.4	87.0	82.5	80.8	77.7
Standard of Excellence	18.7	13.9	24.4	21.8	25.4	22.3	14.5	14.0
<b>Grade 9 K&amp;E</b>								
Acceptable Standard			N/A	65.8	N/A	68.4	N/A	64.6
Standard of Excellence			N/A	14.7	N/A	17.1	N/A	13.0

# APPENDIX C

## PROVINCIAL ACHIEVEMENT TEST RESULTS AGGREGATED ENGLISH AND FRENCH REPORTS MULTIYEAR REPORTS

- Table 1 - Multiyear Reports – Aggregated English and French (Partial Cohort)
- Table 2 - Multiyear Reports – Aggregated English and French (Full Cohort)

# EDMONTON CATHOLIC SCHOOLS

---

**Table 1**  
**Partial Cohort Results - Subjects Written in English and French (Aggregated)**  
**Acceptable Standard and Standard of Excellence**  
**Five Years of Multiyear Results**

Subject	Standard	2008/09		2009/10		2010/11		2011/12		2012/13	
		ECS	Prov	ECS	Prov	ECS	Prov	ECS	Prov	ECS	Prov
<b>Grade 3</b>											
English Language Arts	Acceptable	<b>88.2</b>	89.8	<b>87.5</b>	89.5	<b>88.0</b>	89.9	<b>86.5</b>	89.3	<b>88.8</b>	89.2
	Excellence	<b>20.2</b>	20.0	<b>21.3</b>	21.4	<b>18.6</b>	19.2	<b>21.0</b>	22.3	<b>17.6</b>	19.4
French Language Arts	Acceptable	<b>86.4</b>	86.8	<b>79.3</b>	86.4	<b>76.9</b>	85.2	<b>77.6</b>	85.3	<b>78.7</b>	82.8
	Excellence	<b>15.4</b>	16.4	<b>15.0</b>	16.8	<b>13.4</b>	16.8	<b>8.9</b>	15.1	<b>10.6</b>	12.9
Mathematics	Acceptable	<b>N/A</b>	N/A	<b>N/A</b>	N/A	<b>80.8</b>	84.5	<b>78.7</b>	83.5	<b>80.2</b>	83.1
	Excellence	<b>N/A</b>	N/A	<b>N/A</b>	N/A	<b>22.1</b>	28.4	<b>23.3</b>	27.7	<b>21.7</b>	27.7
<b>Grade 6</b>											
English Language Arts	Acceptable	<b>92.1</b>	90.9	<b>92.9</b>	91.8	<b>91.8</b>	91.4	<b>90.6</b>	91.0	<b>89.7</b>	90.9
	Excellence	<b>24.3</b>	21.0	<b>22.0</b>	20.8	<b>21.9</b>	20.4	<b>22.5</b>	19.6	<b>18.3</b>	18.0
French Language Arts	Acceptable	<b>95.3</b>	93.8	<b>89.8</b>	90.5	<b>88.8</b>	91.9	<b>86.8</b>	91.7	<b>85.3</b>	90.4
	Excellence	<b>15.1</b>	16.3	<b>13.4</b>	16.3	<b>15.3</b>	17.6	<b>16.7</b>	17.7	<b>14.7</b>	16.6
Mathematics	Acceptable	<b>N/A</b>	N/A	<b>N/A</b>	N/A	<b>82.4</b>	81.2	<b>80.2</b>	82.2	<b>78.9</b>	80.3
	Excellence	<b>N/A</b>	N/A	<b>N/A</b>	N/A	<b>20.7</b>	19.6	<b>17.1</b>	18.3	<b>15.9</b>	18.1
Science	Acceptable	<b>86.0</b>	85.4	<b>84.6</b>	84.8	<b>84.7</b>	84.3	<b>82.5</b>	85.7	<b>83.3</b>	85.3
	Excellence	<b>26.5</b>	27.7	<b>27.5</b>	29.2	<b>25.7</b>	27.7	<b>29.0</b>	31.0	<b>24.2</b>	28.5
Social Studies	Acceptable	<b>N/A</b>	N/A	<b>77.4</b>	78.6	<b>79.7</b>	78.6	<b>80.6</b>	80.7	<b>79.7</b>	80.7
	Excellence	<b>N/A</b>	N/A	<b>17.7</b>	18.2	<b>20.7</b>	20.5	<b>21.9</b>	21.5	<b>20.1</b>	21.1
<b>Grade 9</b>											
English Language Arts	Acceptable	<b>92.0</b>	87.7	<b>92.3</b>	88.4	<b>92.5</b>	88.9	<b>90.8</b>	87.1	<b>91.0</b>	87.2
	Excellence	<b>18.3</b>	16.4	<b>20.4</b>	16.7	<b>22.3</b>	18.4	<b>21.8</b>	18.4	<b>18.8</b>	16.8
French Language Arts	Acceptable	<b>91.9</b>	85.9	<b>88.6</b>	87.9	<b>93.6</b>	91.6	<b>93.8</b>	89.8	<b>93.1</b>	89.9
	Excellence	<b>14.1</b>	10.9	<b>21.6</b>	12.7	<b>19.1</b>	15.5	<b>19.3</b>	12.6	<b>19.0</b>	14.3
Mathematics	Acceptable	<b>N/A</b>	N/A	<b>N/A</b>	N/A	<b>80.6</b>	73.9	<b>78.1</b>	74.1	<b>79.3</b>	75.3
	Excellence	<b>N/A</b>	N/A	<b>N/A</b>	N/A	<b>20.0</b>	19.4	<b>20.1</b>	19.8	<b>21.4</b>	20.6
Science	Acceptable	<b>87.5</b>	79.8	<b>85.7</b>	81.5	<b>86.7</b>	83.2	<b>84.4</b>	82.3	<b>85.0</b>	81.7
	Excellence	<b>19.8</b>	17.4	<b>20.0</b>	19.6	<b>22.1</b>	23.1	<b>26.2</b>	24.9	<b>23.7</b>	22.4
Social Studies	Acceptable	<b>N/A</b>	N/A	<b>83.4</b>	76.4	<b>81.5</b>	75.7	<b>83.1</b>	77.3	<b>79.8</b>	74.0
	Excellence	<b>N/A</b>	N/A	<b>23.0</b>	20.8	<b>23.3</b>	21.4	<b>21.4</b>	21.4	<b>20.9</b>	21.2

**Table 1**  
**Partial Cohort Results - Subjects Written in English and French (Aggregated)**  
**Acceptable Standard and Standard of Excellence**  
**Five Years of Multiyear Results ... continued**

Subject	Standard	2008/09		2009/10		2010/11		2011/12		2012/13	
		ECS	Prov	ECS	Prov	ECS	Prov	ECS	Prov	ECS	Prov
<b>Grade 9 K&amp;E</b>											
K&E English Language Arts	Acceptable	<b>74.2</b>	78.1	<b>83.3</b>	81.2	<b>92.6</b>	82.3	<b>88.1</b>	76.6	<b>88.1</b>	77.5
	Excellence	<b>6.5</b>	9.7	<b>3.3</b>	9.4	<b>16.0</b>	9.7	<b>6.4</b>	7.2	<b>6.0</b>	5.4
K&E Mathematics	Acceptable	<b>65.6</b>	73.4	<b>71.1</b>	75.1	<b>74.5</b>	74.3	<b>74.1</b>	71.7	<b>71.1</b>	74.9
	Excellence	<b>6.6</b>	17.1	<b>6.7</b>	17.5	<b>11.8</b>	17.0	<b>12.5</b>	17.6	<b>16.7</b>	16.7
K&E Science	Acceptable	<b>73.3</b>	75.7	<b>75.3</b>	77.5	<b>87.0</b>	79.8	<b>80.2</b>	79.3	<b>81.3</b>	78.7
	Excellence	<b>6.7</b>	16.1	<b>11.8</b>	16.5	<b>14.0</b>	17.5	<b>12.9</b>	20.2	<b>15.4</b>	19.7
K&E Social Studies	Acceptable			<b>77.3</b>	75.9	<b>84.2</b>	73.6	<b>88.9</b>	75.7	<b>76.4</b>	74.3
	Excellence			<b>11.4</b>	18.4	<b>23.8</b>	16.2	<b>12.1</b>	16.5	<b>13.5</b>	15.0

**Table 2**  
**Full Cohort Results - Subjects Written in English and French (Aggregated)**  
**Acceptable Standard and Standard of Excellence**  
**Five Years of Multiyear Results**

Subject	Standard	2008/09		2009/10		2010/11		2011/12		2012/13	
		ECS	Prov	ECS	Prov	ECS	Prov	ECS	Prov	ECS	Prov
<b>Grade 3</b>											
English Language Arts	Acceptable	<b>83.2</b>	81.3	<b>81.9</b>	81.6	<b>82.5</b>	81.8	<b>81.4</b>	81.9	<b>84.1</b>	81.5
	Excellence	<b>19.1</b>	18.2	<b>20.0</b>	19.5	<b>17.4</b>	17.5	<b>19.7</b>	20.4	<b>16.7</b>	17.8
French Language Arts	Acceptable	<b>81.6</b>	83.8	<b>76.8</b>	84.1	<b>74.4</b>	80.6	<b>75.4</b>	82.1	<b>73.6</b>	79.7
	Excellence	<b>14.6</b>	15.8	<b>14.5</b>	16.3	<b>12.9</b>	15.8	<b>8.7</b>	14.5	<b>9.9</b>	12.4
Mathematics	Acceptable	<b>N/A</b>	N/A	<b>N/A</b>	N/A	<b>76.7</b>	77.4	<b>74.5</b>	76.8	<b>76.4</b>	76.5
	Excellence	<b>N/A</b>	N/A	<b>N/A</b>	N/A	<b>21.0</b>	26.0	<b>22.0</b>	25.5	<b>20.7</b>	25.5
<b>Grade 6</b>											
English Language Arts	Acceptable	<b>85.4</b>	81.8	<b>87.4</b>	83.3	<b>86.4</b>	83.0	<b>85.5</b>	82.7	<b>85.6</b>	82.5
	Excellence	<b>22.5</b>	18.9	<b>20.7</b>	18.9	<b>20.6</b>	18.5	<b>21.3</b>	17.8	<b>17.5</b>	16.3
French Language Arts	Acceptable	<b>91.5</b>	91.5	<b>86.4</b>	88.3	<b>86.7</b>	89.4	<b>84.2</b>	89.3	<b>83.9</b>	88.6
	Excellence	<b>14.5</b>	15.9	<b>12.9</b>	15.9	<b>14.9</b>	17.1	<b>16.2</b>	17.3	<b>14.4</b>	16.3
Mathematics	Acceptable	<b>N/A</b>	N/A	<b>N/A</b>	N/A	<b>77.6</b>	73.7	<b>76.2</b>	74.7	<b>75.4</b>	73.0
	Excellence	<b>N/A</b>	N/A	<b>N/A</b>	N/A	<b>19.5</b>	17.8	<b>16.2</b>	16.6	<b>15.2</b>	16.4
Science	Acceptable	<b>79.3</b>	76.5	<b>79.5</b>	76.8	<b>79.5</b>	76.2	<b>78.2</b>	77.8	<b>79.9</b>	77.5
	Excellence	<b>24.5</b>	24.8	<b>25.8</b>	26.4	<b>24.1</b>	25.0	<b>27.5</b>	28.2	<b>23.3</b>	25.9
Social Studies	Acceptable	<b>N/A</b>	N/A	<b>72.7</b>	71.0	<b>75.2</b>	71.1	<b>76.5</b>	73.2	<b>75.8</b>	72.7
	Excellence	<b>N/A</b>	N/A	<b>16.6</b>	16.4	<b>19.6</b>	18.5	<b>20.8</b>	19.5	<b>19.2</b>	19.0
<b>Grade 9</b>											
English Language Arts	Acceptable	<b>83.8</b>	78.7	<b>85.1</b>	79.3	<b>84.9</b>	79.1	<b>83.9</b>	77.4	<b>85.1</b>	76.4
	Excellence	<b>16.7</b>	14.7	<b>18.9</b>	15.0	<b>20.5</b>	16.3	<b>20.1</b>	16.4	<b>17.5</b>	14.7
French Language Arts	Acceptable	<b>85.1</b>	81.8	<b>87.2</b>	86.1	<b>91.7</b>	88.8	<b>92.1</b>	87.5	<b>91.2</b>	87.2
	Excellence	<b>13.0</b>	10.3	<b>21.2</b>	12.4	<b>18.8</b>	15.0	<b>18.9</b>	12.2	<b>18.7</b>	13.9
Mathematics	Acceptable	<b>N/A</b>	N/A	<b>N/A</b>	N/A	<b>74.5</b>	66.1	<b>73.6</b>	66.4	<b>74.4</b>	66.5
	Excellence	<b>N/A</b>	N/A	<b>N/A</b>	N/A	<b>18.5</b>	17.3	<b>18.9</b>	17.8	<b>20.1</b>	18.2
Science	Acceptable	<b>81.1</b>	72.2	<b>80.1</b>	73.6	<b>80.5</b>	74.8	<b>79.5</b>	74.1	<b>80.2</b>	72.6
	Excellence	<b>18.4</b>	15.8	<b>18.7</b>	17.7	<b>20.5</b>	20.8	<b>24.7</b>	22.4	<b>22.3</b>	19.9
Social Studies	Acceptable	<b>N/A</b>	N/A	<b>77.8</b>	68.9	<b>75.1</b>	67.2	<b>77.8</b>	68.9	<b>74.9</b>	65.3
	Excellence	<b>N/A</b>	N/A	<b>21.5</b>	18.8	<b>21.5</b>	19.0	<b>20.0</b>	19.1	<b>19.6</b>	18.7

**Table 2**  
**Full Cohort Results - Subjects Written in English and French (Aggregated)**  
**Acceptable Standard and Standard of Excellence**  
**Five Years of Multiyear Results ... continued**

Subject	Standard	2008/09		2009/10		2010/11		2011/12		2012/13	
		ECS	Prov	ECS	Prov	ECS	Prov	ECS	Prov	ECS	Prov
<b>Grade 9 K&amp;E</b>											
K&E English Language Arts	Acceptable	<b>71.9</b>	64.7	<b>78.9</b>	66.8	<b>76.3</b>	67.3	<b>82.1</b>	61.4	<b>77.1</b>	62.4
	Excellence	<b>6.3</b>	8.1	<b>3.2</b>	7.8	<b>13.2</b>	7.9	<b>6.0</b>	5.8	<b>5.2</b>	4.3
K&E Mathematics	Acceptable	<b>64.5</b>	64.5	<b>70.3</b>	65.6	<b>66.1</b>	64.8	<b>72.8</b>	62.5	<b>65.3</b>	65.8
	Excellence	<b>6.5</b>	15.1	<b>6.6</b>	15.3	<b>10.4</b>	14.9	<b>12.3</b>	15.3	<b>15.3</b>	14.7
K&E Science	Acceptable	<b>72.1</b>	66.0	<b>75.3</b>	67.2	<b>79.8</b>	69.5	<b>80.2</b>	67.9	<b>74.7</b>	68.4
	Excellence	<b>6.6</b>	14.1	<b>11.8</b>	14.3	<b>12.8</b>	15.2	<b>12.9</b>	17.3	<b>14.1</b>	17.1
K&E Social Studies	Acceptable			<b>71.6</b>	64.6	<b>75.9</b>	61.9	<b>87.1</b>	63.5	<b>70.8</b>	64.6
	Excellence			<b>10.5</b>	15.7	<b>21.4</b>	13.6	<b>11.9</b>	13.9	<b>12.5</b>	13.0

# APPENDIX D

## PROVINCIAL ACHIEVEMENT TEST RESULTS REPORTS BY LANGUAGE OF WRITING MULTIYEAR REPORTS

- Table 1 - Multiyear Reports – Written in English (Partial Cohort)
- Table 2 - Multiyear Reports – Written in English (Full Cohort)
- Table 3 - Multiyear Reports – Written in French (Partial Cohort)
- Table 4 - Multiyear Reports – Written in French (Full Cohort)

# EDMONTON CATHOLIC SCHOOLS

---

**Table 1**  
**Partial Cohort Results - Subjects Written in English**  
**Acceptable Standard and Standard of Excellence**  
**Five Years of Multiyear Results**

Subject	Standard	2008/09		2009/10		2010/11		2011/12		2012/13	
		ECS	Prov	ECS	Prov	ECS	Prov	ECS	Prov	ECS	Prov
<b>Grade 3</b>											
English Language Arts	Acceptable	<b>88.2</b>	89.8	<b>87.5</b>	89.5	<b>88.0</b>	89.9	<b>86.5</b>	89.3	<b>88.8</b>	89.2
	Excellence	<b>20.2</b>	20.0	<b>21.3</b>	21.4	<b>18.6</b>	19.2	<b>21.0</b>	22.3	<b>17.6</b>	19.4
Mathematics	Acceptable	N/A	N/A	N/A	N/A	<b>81.2</b>	84.4	<b>78.9</b>	83.3	<b>80.2</b>	82.8
	Excellence	N/A	N/A	N/A	N/A	<b>22.0</b>	28.3	<b>23.5</b>	27.5	<b>21.9</b>	27.6
<b>Grade 6</b>											
English Language Arts	Acceptable	<b>92.1</b>	90.9	<b>92.9</b>	91.8	<b>91.8</b>	91.4	<b>90.6</b>	91.0	<b>89.7</b>	90.9
	Excellence	<b>24.3</b>	21.0	<b>22.0</b>	20.8	<b>21.9</b>	20.4	<b>22.5</b>	19.6	<b>18.3</b>	18.0
Mathematics	Acceptable	N/A	N/A	N/A	N/A	<b>81.6</b>	80.7	<b>80.6</b>	81.9	<b>78.9</b>	79.8
	Excellence	N/A	N/A	N/A	N/A	<b>20.6</b>	19.4	<b>17.6</b>	18.2	<b>16.2</b>	18.0
Science	Acceptable	<b>86.2</b>	85.4	<b>85.4</b>	85.2	<b>85.1</b>	84.3	<b>83.0</b>	85.8	<b>83.8</b>	85.4
	Excellence	<b>27.0</b>	28.3	<b>29.1</b>	30.1	<b>27.2</b>	28.1	<b>30.2</b>	31.5	<b>25.1</b>	29.0
Social Studies	Acceptable	N/A	N/A	<b>78.9</b>	79.0	<b>80.3</b>	78.9	<b>81.7</b>	81.0	<b>80.3</b>	80.7
	Excellence	N/A	N/A	<b>19.1</b>	18.6	<b>22.3</b>	21.1	<b>23.5</b>	22.4	<b>20.9</b>	21.6
<b>Grade 9</b>											
English Language Arts	Acceptable	<b>92.0</b>	87.7	<b>92.3</b>	88.4	<b>92.5</b>	88.9	<b>90.8</b>	87.1	<b>91.0</b>	87.2
	Excellence	<b>18.3</b>	16.4	<b>20.4</b>	16.7	<b>22.3</b>	18.4	<b>21.8</b>	18.4	<b>18.8</b>	16.8
Mathematics	Acceptable	N/A	N/A	N/A	N/A	<b>79.8</b>	73.2	<b>77.3</b>	73.2	<b>78.6</b>	74.6
	Excellence	N/A	N/A	N/A	N/A	<b>19.5</b>	19.3	<b>19.7</b>	19.7	<b>21.1</b>	20.5
Science	Acceptable	<b>87.6</b>	79.6	<b>85.5</b>	81.2	<b>86.3</b>	82.8	<b>84.2</b>	82.0	<b>84.7</b>	81.5
	Excellence	<b>20.2</b>	17.5	<b>20.1</b>	19.8	<b>21.7</b>	23.2	<b>25.6</b>	24.9	<b>23.5</b>	22.4
Social Studies	Acceptable	N/A	N/A	<b>83.9</b>	75.8	<b>81.1</b>	75.4	<b>82.8</b>	76.9	<b>79.6</b>	73.6
	Excellence	N/A	N/A	<b>23.5</b>	21.0	<b>23.6</b>	21.9	<b>22.2</b>	22.1	<b>21.4</b>	21.7



**Table 1**  
**Partial Cohort Results - Subjects Written in English**  
**Acceptable Standard and Standard of Excellence**  
**Five Years of Multiyear Results ... continued**

Subject	Standard	2008/09		2009/10		2010/11		2011/12		2012/13	
		ECS	Prov	ECS	Prov	ECS	Prov	ECS	Prov	ECS	Prov
<b>Grade 9 K&amp;E</b>											
K&E English Language Arts	Acceptable	<b>74.2</b>	78.1	<b>83.3</b>	81.2	<b>92.6</b>	82.3	<b>88.1</b>	76.6	<b>88.1</b>	77.5
	Excellence	<b>6.5</b>	9.7	<b>3.3</b>	9.4	<b>16.0</b>	9.7	<b>6.4</b>	7.2	<b>6.0</b>	5.4
K&E Mathematics	Acceptable	<b>65.6</b>	73.4	<b>71.1</b>	75.0	<b>74.3</b>	74.2	<b>74.1</b>	71.6	<b>71.1</b>	74.9
	Excellence	<b>6.6</b>	17.1	<b>6.7</b>	17.5	<b>11.9</b>	17.0	<b>12.5</b>	17.6	<b>16.7</b>	16.7
K&E Science	Acceptable	<b>73.3</b>	75.7	<b>75.3</b>	77.4	<b>86.9</b>	79.8	<b>80.2</b>	79.4	<b>81.3</b>	78.8
	Excellence	<b>6.7</b>	16.1	<b>11.8</b>	16.5	<b>14.1</b>	17.5	<b>12.9</b>	20.4	<b>15.4</b>	19.7
K&E Social Studies	Acceptable			<b>77.3</b>	75.8	<b>84.0</b>	73.6	<b>88.9</b>	75.7	<b>76.4</b>	74.4
	Excellence			<b>11.4</b>	18.5	<b>24.0</b>	16.2	<b>12.1</b>	16.7	<b>13.5</b>	15.0

**Table 2**  
**Full Cohort Results - Subjects Written in English**  
**Acceptable Standard and Standard of Excellence**  
**Five Years of Multiyear Results**

Subject	Standard	2008/09		2009/10		2010/11		2011/12		2012/13	
		ECS	Prov	ECS	Prov	ECS	Prov	ECS	Prov	ECS	Prov
<b>Grade 3</b>											
English Language Arts	Acceptable	<b>83.2</b>	81.3	<b>81.9</b>	81.6	<b>82.5</b>	81.8	<b>81.4</b>	81.9	<b>84.1</b>	81.5
	Excellence	<b>19.1</b>	18.2	<b>20.0</b>	19.5	<b>17.4</b>	17.5	<b>19.7</b>	20.4	<b>16.7</b>	17.8
Mathematics	Acceptable	N/A	N/A	N/A	N/A	<b>76.6</b>	76.8	<b>74.2</b>	76.1	<b>76.3</b>	75.7
	Excellence	N/A	N/A	N/A	N/A	<b>20.7</b>	25.7	<b>22.1</b>	25.1	<b>20.8</b>	25.2
<b>Grade 6</b>											
English Language Arts	Acceptable	<b>85.4</b>	81.8	<b>87.4</b>	83.3	<b>86.4</b>	83.0	<b>85.5</b>	82.7	<b>85.6</b>	82.5
	Excellence	<b>22.5</b>	18.9	<b>20.7</b>	18.9	<b>20.6</b>	18.5	<b>21.3</b>	17.8	<b>17.5</b>	16.3
Mathematics	Acceptable	N/A	N/A	N/A	N/A	<b>76.5</b>	72.8	<b>76.2</b>	74.1	<b>75.2</b>	72.1
	Excellence	N/A	N/A	N/A	N/A	<b>19.3</b>	17.5	<b>16.7</b>	16.4	<b>15.4</b>	16.3
Science	Acceptable	<b>78.9</b>	76.1	<b>79.9</b>	76.6	<b>79.4</b>	75.7	<b>78.3</b>	77.4	<b>80.2</b>	77.1
	Excellence	<b>24.8</b>	25.2	<b>27.2</b>	27.0	<b>25.4</b>	25.2	<b>28.5</b>	28.5	<b>24.0</b>	26.2
Social Studies	Acceptable	N/A	N/A	<b>73.7</b>	70.9	<b>75.4</b>	71.0	<b>77.2</b>	72.9	<b>76.1</b>	72.2
	Excellence	N/A	N/A	<b>17.9</b>	16.7	<b>20.9</b>	19.0	<b>22.2</b>	20.1	<b>19.9</b>	19.3
<b>Grade 9</b>											
English Language Arts	Acceptable	<b>83.8</b>	78.7	<b>85.1</b>	79.3	<b>84.9</b>	79.1	<b>83.9</b>	77.4	<b>85.1</b>	76.4
	Excellence	<b>16.7</b>	14.7	<b>18.9</b>	15.0	<b>20.5</b>	16.3	<b>20.1</b>	16.4	<b>17.5</b>	14.7
Mathematics	Acceptable	N/A	N/A	N/A	N/A	<b>73.4</b>	65.1	<b>72.6</b>	65.3	<b>73.5</b>	65.5
	Excellence	N/A	N/A	N/A	N/A	<b>18.0</b>	17.2	<b>18.5</b>	17.5	<b>19.8</b>	18.0
Science	Acceptable	<b>80.9</b>	71.6	<b>79.6</b>	72.9	<b>79.6</b>	74.1	<b>79.0</b>	73.4	<b>79.6</b>	72.0
	Excellence	<b>18.7</b>	15.8	<b>18.7</b>	17.8	<b>20.0</b>	20.8	<b>24.1</b>	22.3	<b>22.0</b>	19.8
Social Studies	Acceptable	N/A	N/A	<b>77.8</b>	68.0	<b>74.3</b>	66.5	<b>77.1</b>	68.1	<b>74.5</b>	64.6
	Excellence	N/A	N/A	<b>21.8</b>	18.8	<b>21.6</b>	19.3	<b>20.6</b>	19.5	<b>20.0</b>	19.0

**Table 2**  
**Full Cohort Results - Subjects Written in English**  
**Acceptable Standard and Standard of Excellence**  
**Five Years of Multiyear Results ... continued**

Subject	Standard	2008/09		2009/10		2010/11		2011/12		2012/13	
		ECS	Prov	ECS	Prov	ECS	Prov	ECS	Prov	ECS	Prov
<b>Grade 9 K&amp;E</b>											
K&E English Language Arts	Acceptable	<b>71.9</b>	64.7	<b>78.9</b>	66.8	<b>76.3</b>	67.3	<b>82.1</b>	61.4	<b>77.1</b>	62.4
	Excellence	<b>6.3</b>	8.1	<b>3.2</b>	7.8	<b>13.2</b>	7.9	<b>6.0</b>	5.8	<b>5.2</b>	4.3
K&E Mathematics	Acceptable	<b>64.5</b>	64.5	<b>70.3</b>	65.5	<b>65.8</b>	64.7	<b>72.8</b>	62.3	<b>65.3</b>	65.8
	Excellence	<b>6.5</b>	15.0	<b>6.6</b>	15.3	<b>10.5</b>	14.8	<b>12.3</b>	15.3	<b>15.3</b>	14.7
K&E Science	Acceptable	<b>72.1</b>	65.9	<b>75.3</b>	67.1	<b>79.6</b>	69.4	<b>80.2</b>	67.9	<b>74.7</b>	68.5
	Excellence	<b>6.6</b>	14.0	<b>11.8</b>	14.3	<b>13.0</b>	15.2	<b>12.9</b>	17.4	<b>14.1</b>	17.1
K&E Social Studies	Acceptable			<b>71.6</b>	64.5	<b>75.7</b>	61.9	<b>87.1</b>	63.5	<b>70.8</b>	64.6
	Excellence			<b>10.5</b>	15.7	<b>21.6</b>	13.6	<b>11.9</b>	14.0	<b>12.5</b>	13.1

**Table 3**  
**Partial Cohort Results - Subjects Written in French**  
**Acceptable Standard and Standard of Excellence**  
**Five Years of Multiyear Results**

Subject	Standard	2008/09		2009/10		2010/11		2011/12		2012/13	
		ECS	Prov	ECS	Prov	ECS	Prov	ECS	Prov	ECS	Prov
<b>Grade 3</b>											
French Language Arts	Acceptable	<b>86.4</b>	86.8	<b>79.3</b>	86.4	<b>76.9</b>	85.2	<b>77.6</b>	85.3	<b>78.7</b>	82.8
	Excellence	<b>15.4</b>	16.4	<b>15.0</b>	16.8	<b>13.4</b>	16.8	<b>8.9</b>	15.1	<b>10.6</b>	12.9
Mathematics	Acceptable	N/A	N/A	N/A	N/A	<b>78.4</b>	85.4	<b>77.1</b>	85.4	<b>80.2</b>	86.2
	Excellence	N/A	N/A	N/A	N/A	<b>22.9</b>	29.7	<b>21.1</b>	29.9	<b>20.8</b>	28.2
<b>Grade 6</b>											
French Language Arts	Acceptable	<b>95.3</b>	93.8	<b>89.8</b>	90.5	<b>88.8</b>	91.9	<b>86.8</b>	91.7	<b>85.3</b>	90.4
	Excellence	<b>15.1</b>	16.3	<b>13.4</b>	16.3	<b>15.3</b>	17.6	<b>16.7</b>	17.7	<b>14.7</b>	16.6
Mathematics	Acceptable	N/A	N/A	N/A	N/A	<b>88.4</b>	86.9	<b>76.9</b>	85.2	<b>78.5</b>	86.5
	Excellence	N/A	N/A	N/A	N/A	<b>21.6</b>	21.8	<b>12.2</b>	19.5	<b>13.7</b>	18.8
Science	Acceptable	<b>84.2</b>	85.2	<b>78.3</b>	80.6	<b>81.5</b>	84.6	<b>78.6</b>	84.6	<b>78.5</b>	83.9
	Excellence	<b>21.4</b>	19.1	<b>14.7</b>	18.6	<b>13.7</b>	22.7	<b>18.8</b>	24.6	<b>16.3</b>	21.4
Social Studies	Acceptable	N/A	N/A	<b>65.5</b>	73.5	<b>74.5</b>	74.8	<b>70.4</b>	77.5	<b>73.7</b>	80.3
	Excellence	N/A	N/A	<b>5.8</b>	12.1	<b>8.4</b>	13.0	<b>7.8</b>	10.5	<b>12.5</b>	15.4
<b>Grade 9</b>											
French Language Arts	Acceptable	<b>91.9</b>	85.9	<b>88.6</b>	87.9	<b>93.6</b>	91.6	<b>93.8</b>	89.8	<b>93.1</b>	89.9
	Excellence	<b>14.1</b>	10.9	<b>21.6</b>	12.7	<b>19.1</b>	15.5	<b>19.3</b>	12.6	<b>19.0</b>	14.3
Mathematics	Acceptable	N/A	N/A	N/A	N/A	<b>89.3</b>	84.3	<b>88.3</b>	86.1	<b>86.8</b>	85.6
	Excellence	N/A	N/A	N/A	N/A	<b>25.1</b>	20.2	<b>24.7</b>	22.5	<b>24.9</b>	22.4
Science	Acceptable	<b>85.6</b>	83.4	<b>86.9</b>	85.6	<b>91.5</b>	87.8	<b>86.5</b>	87.4	<b>88.4</b>	84.2
	Excellence	<b>14.4</b>	15.8	<b>18.8</b>	17.5	<b>25.9</b>	21.3	<b>33.1</b>	24.8	<b>25.8</b>	22.7
Social Studies	Acceptable	N/A	N/A	<b>78.4</b>	84.4	<b>85.7</b>	80.3	<b>87.1</b>	83.4	<b>81.7</b>	79.1
	Excellence	N/A	N/A	<b>17.6</b>	18.6	<b>20.1</b>	14.3	<b>11.7</b>	12.3	<b>14.7</b>	14.3

**Table 3**  
**Partial Cohort Results - Subjects Written in French**  
**Acceptable Standard and Standard of Excellence**  
**Five Years of Multiyear Results ... continued**

Subject	Standard	2008/09		2009/10		2010/11		2011/12		2012/13	
		ECS	Prov	ECS	Prov	ECS	Prov	ECS	Prov	ECS	Prov
<b>Grade 9 K&amp;E</b>											
K&E Mathematics	Acceptable	N/A	73.4	N/A	75.1	N/A	74.3	N/A	71.7	N/A	74.9
	Excellence	N/A	17.1	N/A	17.5	N/A	17.0	N/A	17.6	N/A	16.7
K&E Science	Acceptable	N/A	75.7	N/A	77.5	N/A	79.8	N/A	79.3	N/A	78.7
	Excellence	N/A	16.1	N/A	16.5	N/A	17.5	N/A	20.2	N/A	19.7
K&E Social Studies	Acceptable			N/A	75.9	N/A	73.6	N/A	75.7	N/A	74.3
	Excellence			N/A	18.4	N/A	16.2	N/A	16.5	N/A	15.0

**Table 4**  
**Full Cohort Results - Subjects Written in French**  
**Acceptable Standard and Standard of Excellence**  
**Five Years of Multiyear Results**

Subject	Standard	2008/09		2009/10		2010/11		2011/12		2012/13	
		ECS	Prov	ECS	Prov	ECS	Prov	ECS	Prov	ECS	Prov
<b>Grade 3</b>											
French Language Arts	Acceptable	<b>81.6</b>	83.8	<b>76.8</b>	84.1	<b>74.4</b>	80.6	<b>75.4</b>	82.1	<b>73.6</b>	79.7
	Excellence	<b>14.6</b>	15.8	<b>14.5</b>	16.3	<b>12.9</b>	15.8	<b>8.7</b>	14.5	<b>9.9</b>	12.4
Mathematics	Acceptable	N/A	N/A	N/A	N/A	<b>77.6</b>	83.9	<b>76.6</b>	84.2	<b>77.2</b>	84.6
	Excellence	N/A	N/A	N/A	N/A	<b>22.7</b>	29.2	<b>21.0</b>	29.5	<b>20.0</b>	27.7
<b>Grade 6</b>											
French Language Arts	Acceptable	<b>91.5</b>	91.5	<b>86.4</b>	88.3	<b>86.7</b>	89.4	<b>84.2</b>	89.3	<b>83.9</b>	88.6
	Excellence	<b>14.5</b>	15.9	<b>12.9</b>	15.9	<b>14.9</b>	17.1	<b>16.2</b>	17.3	<b>14.4</b>	16.3
Mathematics	Acceptable	N/A	N/A	N/A	N/A	<b>87.0</b>	85.5	<b>75.9</b>	83.8	<b>77.5</b>	85.2
	Excellence	N/A	N/A	N/A	N/A	<b>21.3</b>	21.4	<b>12.1</b>	19.2	<b>13.6</b>	18.5
Science	Acceptable	<b>82.9</b>	83.5	<b>76.5</b>	79.5	<b>79.9</b>	83.1	<b>77.6</b>	83.3	<b>77.5</b>	82.6
	Excellence	<b>21.1</b>	18.7	<b>14.4</b>	18.3	<b>13.4</b>	22.2	<b>18.5</b>	24.2	<b>16.1</b>	21.0
Social Studies	Acceptable	N/A	N/A	<b>64.0</b>	72.3	<b>73.6</b>	73.7	<b>69.8</b>	76.5	<b>72.5</b>	78.7
	Excellence	N/A	N/A	<b>5.7</b>	12.0	<b>8.3</b>	12.8	<b>7.8</b>	10.3	<b>12.3</b>	15.1
<b>Grade 9</b>											
French Language Arts	Acceptable	<b>85.1</b>	81.8	<b>87.2</b>	86.1	<b>91.7</b>	88.8	<b>92.1</b>	87.5	<b>91.2</b>	87.2
	Excellence	<b>13.0</b>	10.3	<b>21.2</b>	12.4	<b>18.8</b>	15.0	<b>18.9</b>	12.2	<b>18.7</b>	13.9
Mathematics	Acceptable	N/A	N/A	N/A	N/A	<b>87.4</b>	82.8	<b>87.7</b>	84.5	<b>85.0</b>	83.4
	Excellence	N/A	N/A	N/A	N/A	<b>24.6</b>	19.9	<b>24.5</b>	22.1	<b>24.4</b>	21.8
Science	Acceptable	<b>83.4</b>	82.1	<b>86.0</b>	84.5	<b>90.6</b>	86.6	<b>86.0</b>	85.7	<b>87.0</b>	82.5
	Excellence	<b>14.0</b>	15.6	<b>18.5</b>	17.3	<b>25.7</b>	21.0	<b>32.9</b>	24.4	<b>25.4</b>	22.3
Social Studies	Acceptable	N/A	N/A	<b>77.5</b>	83.1	<b>84.8</b>	78.7	<b>86.6</b>	81.3	<b>80.8</b>	77.7
	Excellence	N/A	N/A	<b>17.4</b>	18.3	<b>19.9</b>	14.0	<b>11.6</b>	11.9	<b>14.5</b>	14.0

**Table 4**  
**Full Cohort Results - Subjects Written in French**  
**Acceptable Standard and Standard of Excellence**  
**Five Years of Multiyear Results ... continued**

Subject	Standard	2008/09		2009/10		2010/11		2011/12		2012/13	
		ECS	Prov	ECS	Prov	ECS	Prov	ECS	Prov	ECS	Prov
<b>Grade 9 K&amp;E</b>											
K&E Mathematics	Acceptable	N/A	64.5	N/A	65.6	N/A	64.8	N/A	62.5	N/A	65.8
	Excellence	N/A	15.1	N/A	15.3	N/A	14.9	N/A	15.3	N/A	14.7
K&E Science	Acceptable	N/A	66.0	N/A	67.2	N/A	69.5	N/A	67.9	N/A	68.4
	Excellence	N/A	14.1	N/A	14.3	N/A	15.2	N/A	17.3	N/A	17.1
K&E Social Studies	Acceptable			N/A	64.6	N/A	61.9	N/A	63.5	N/A	64.6
	Excellence			N/A	15.7	N/A	13.6	N/A	13.9	N/A	13.0