

Parent Online Survey  
November 1<sup>st</sup> to November 30<sup>th</sup>, 2013

**November 2013:** 446 respondents

**November 2012:** 635

**November 2011:** 306

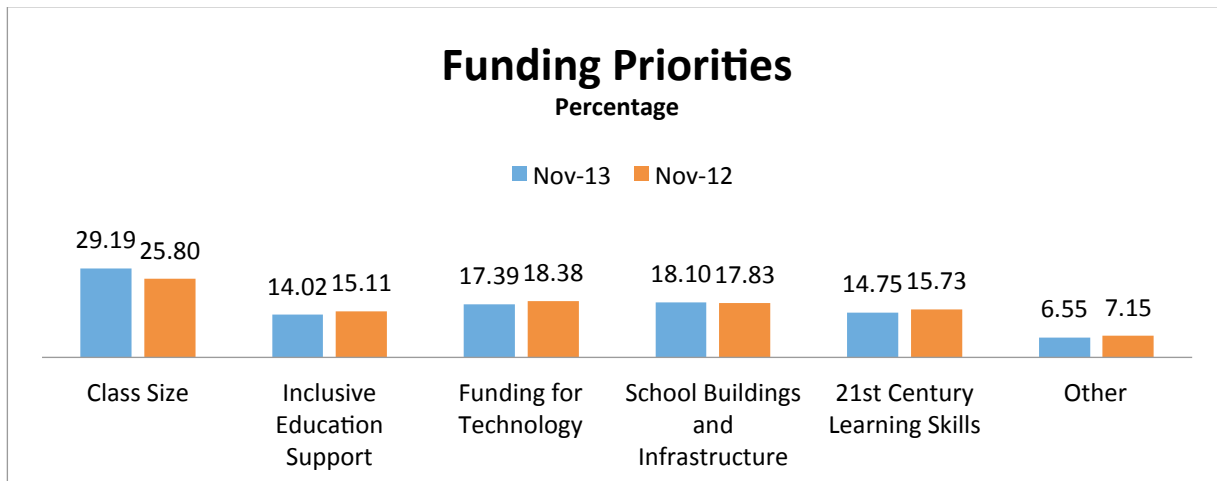
**Grades:**

November 2012			November 2013		
Pre-Kindergarten:	33	3.56%	Pre-Kindergarten:	34	5.19%
Kindergarten:	88	9.48%	Kindergarten:	69	10.53%
Grade 1 to 3:	239	25.75%	Grade 1 to 3:	189	28.85%
Grade 4 to 6:	200	21.55%	Grade 4 to 6:	131	20%
Grade 7 to 9:	202	21.77%	Grade 7 to 9:	152	23.21%
Grade 10 to 12:	166	17.89%	Grade 10 to 12:	80	12.21%
<b>Total:</b>	<b>928</b>			<b>655</b>	

**Question 1:** Meeting your needs: One of the biggest challenges for any school district is managing all the competing priorities. In those areas where funding priorities can be set, we invite you to allocate funds.

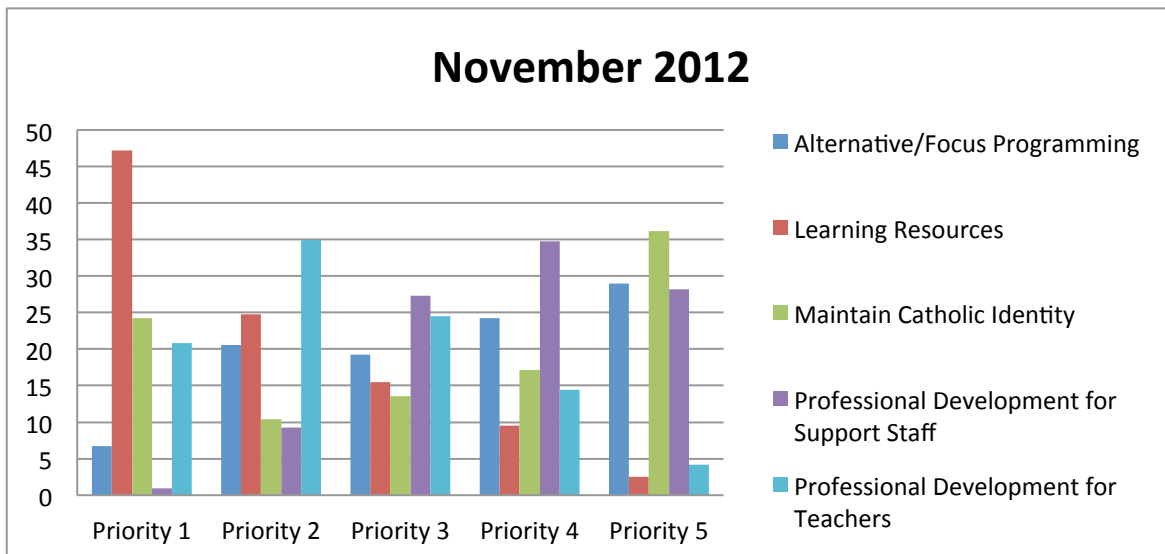
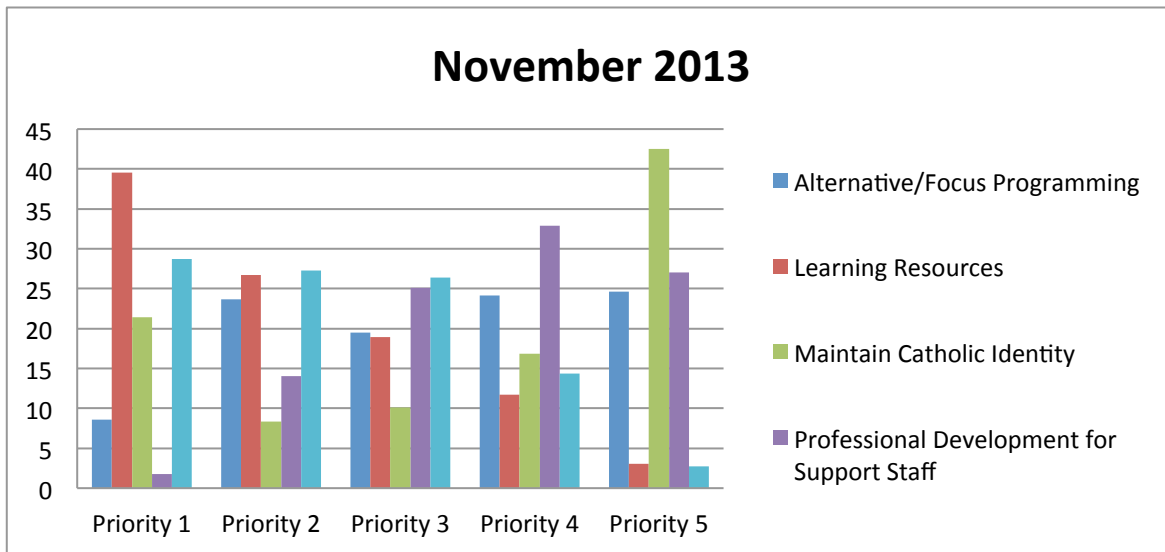
a. How would you allocate the budget?

	November 2013	November 2012
Class Size	29.19%	25.8%
Inclusive Education Support	14.02%	15.11%
Funding for Technology	17.39%	18.38%
School Buildings and Infrastructure	18.10%	17.83%
21 <sup>st</sup> Century Learning Skills	14.75%	15.73%
Other	6.55%	7.15%



b. Please rank the items in the Other Category:

Other Category's	Priority 1	Priority 2	Priority 3	Priority 4	Priority 5
Alternative/Focus Programming	8.56%	23.64%	19.47%	24.18%	24.59%
Learning Resources	39.55%	26.75%	18.93%	11.68%	3.04%
Maintain Catholic Identity	21.41%	8.31%	10.13%	16.85%	42.54%
Professional Development for Support Staff	1.76%	14.03%	25.07%	32.88%	27.07%
Professional Development for Teachers	28.72%	27.27%	26.4%	14.4%	2.76%



**Question 2:** Overall, do you support the use of district funds over and above the funding that the government supplies to the district to provide for students requiring specialized supports?

	<b>November 2013</b>	<b>November 2012</b>
Remain the same	53.9%	48.78%
Increase	40.37%	41.33%
Decrease	5.73%	9.89%

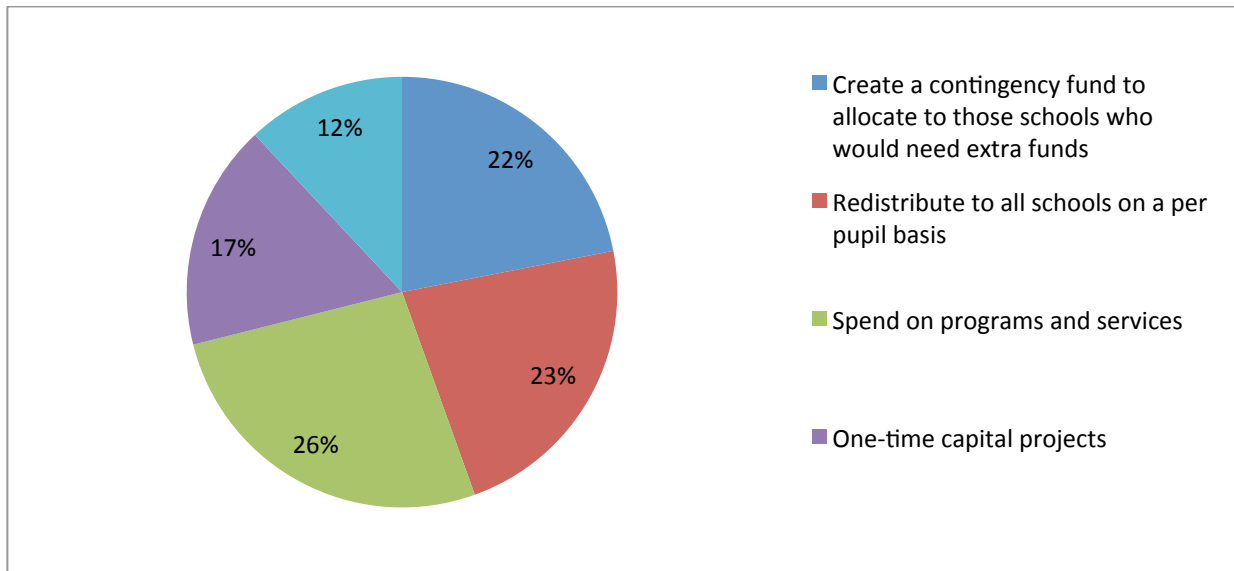
Would you be willing to reduce funding to other district and school Priorities in order to meet the unique needs of individual students?

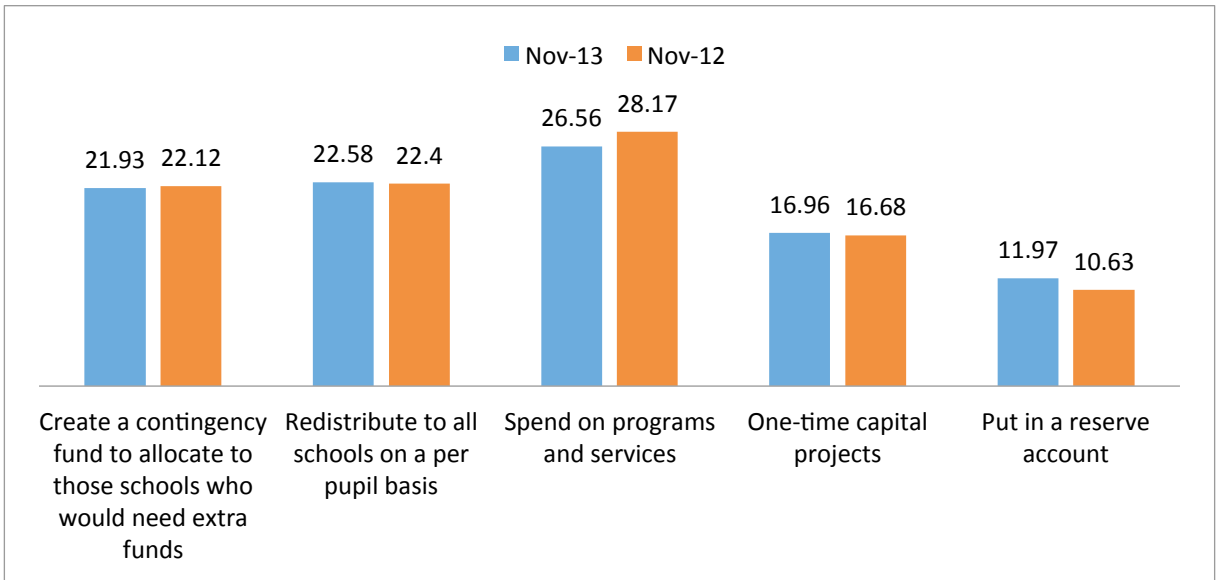
	<b>November 2013</b>	<b>November 2012</b>
No	56.92%	55.41%
Yes	43.08%	44.59%

**Question 3 - Saving for the future:**

After funding school needs appropriately and if a surplus existed, what would be your priority/priorities?

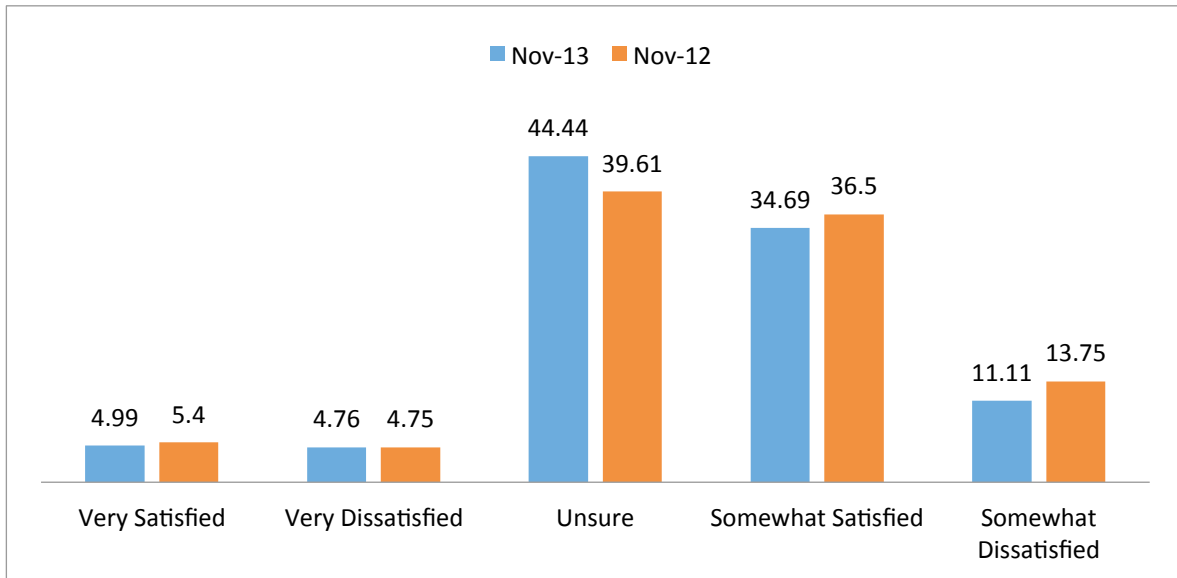
<b>Priorities</b>	<b>2013</b>	<b>2012</b>
Create a contingency fund to allocate to those schools who would need extra funds	21.93%	22.12%
Redistribute to all schools on a per pupil basis	22.58%	22.4%
Spend on programs and services	26.56%	28.17%
One-time capital projects	16.96%	16.68%
Put in a reserve account	11.97%	10.63%





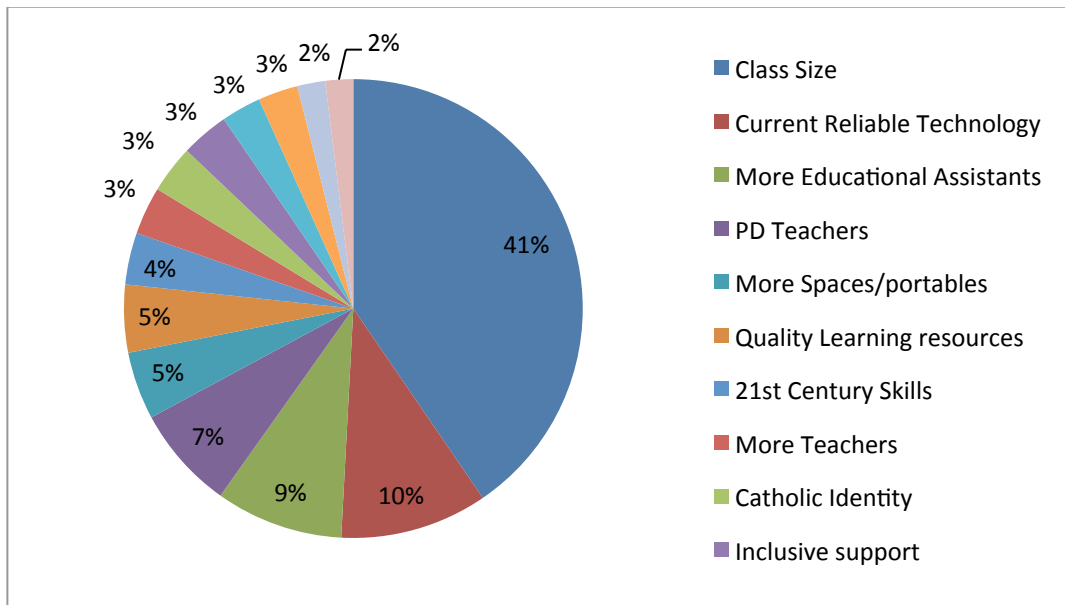
**Question 4:** How satisfied are you with the way resources are distributed in the District?

Responses:	November 2013	November 2012
Very Satisfied:	4.99%	5.4%
Somewhat Satisfied:	34.69%	36.5%
Unsure:	44.44%	39.61%
Somewhat Dissatisfied:	11.11%	13.75%
Very Dissatisfied:	4.76%	4.75%



**Question 5:** As a parent of a student in an Edmonton Catholic School, what would you like the Budget Committee to consider as essential to the education of your child?

Categories	Responses	Percent	Ranking Nov 2012	
Class Size	144	40%	27%	
Current Reliable Technology	37	10%	10%	Access to Technology
More Educational Assistants	32	9%	4%	Support Staff
PD Teachers	26	7%	9%	
More Spaces/portables	17	5%	5%	Improve Infrastructure and Facilities
Quality Learning resources	17	5%	7%	
21st Century Skills	13	4%	6%	
More Teachers	12	3%		
Catholic Identity	12	3%	4%	
Inclusive support	12	3%	3%	
Skill full Teachers	10	3%		
Well Rounded Experiences	10	3%		
More Schools	7	2%		
Other (5 responses or less)	7	2%		
<b>Total Responses</b>	<b>356</b>	<b>100%</b>		



**Question 6:** What do you anticipate as future needs based on changes that are occurring in education and Edmonton Catholic Schools?

<b>Categories</b>	<b>Responses</b>	<b>Percent</b>	<b>Ranking Nov 2012</b>
<i>Technology Focus</i>	90	21.90%	5
<i>Additional Schools/School Space</i>	46	11.19%	
<i>Other Issues</i>	38	9.25%	
<i>Focus on Smaller Class Size</i>	33	8.03%	2
<i>More Teachers/Support Staff</i>	30	7.30%	7
<i>Aging Infrastructure</i>	26	6.33%	8
<i>Focus on Traditional Education Basic/standards</i>	24	5.84%	
<i>Adequate Learning Tools/Funding Focus on the Classroom/Funding Shortages</i>	19	4.62%	
<i>Reduce emphasis on Technology/Maintain balance with Traditional Teaching Methods</i>	17	4.14%	
<i>Teacher PD/Quality Staff</i>	14	3.41%	4 and 9
<i>Unsure/Don't Know/No Response</i>	14	3.41%	
<i>Inclusive Education</i>	10	2.43%	3
<i>Support for Special Needs Students</i>	8	1.95%	
<i>Physical Education/Wellness Focus</i>	8	1.95%	
<i>Focus on Catholic Identity</i>	7	1.70%	
<i>French Immersion/Language Programs</i>	7	1.70%	
<i>21st Century Learning Skills</i>	6	1.46%	1
<i>Arts/Music Funding</i>	4	0.97%	
<i>Flexible Learning Opportunities</i>	4	0.97%	
<i>Better Transportation System</i>	3	0.73%	
<i>Closing Schools</i>	3	0.73%	
<b>Total Responses</b>	411	100.00%	

**Question 7:** In what areas could cost saving measures be taken by the Edmonton Catholic School District?

Categories	Responses	Percent	Nov-12
<b>Cuts / Waste:</b>	<b>60</b>	<b>22%</b>	12%
Advertising	6		
Stop Spending Money to fix old schools	3		
Technology - iPads, Smart Boards, etc.	13		
PD Days, FD Day, catered lunches, out of town PD, events	19		
District Events-125 anniversary, Faith Development, Days, District PD	15		
Transform/21st Century Fluencies PD	2		
Spending less on unneeded furniture in staffrooms and offices	2		
<b>Saving on Resources:</b>	<b>55</b>	<b>20%</b>	12%
Paperless - use of electronic communication/on-line resources	20		
No more mail outs to save money on postage	3		
Energy Efficient technology/more automated systems	18		
Sharing facilities and resources with EPSP	4		
Combine smaller schools	4		
Digitize libraries to save money on books	1		
Allow students to bring in their own devices to save on new technology	1		
Better utilization of resources	4		
<b>Do not know/no knowledge of district budget:</b>	<b>44</b>	<b>16%</b>	22%
<b>Cut wages or Cut Staffing:</b>	<b>32</b>	<b>12%</b>	15%
Teachers	8		
Reduce Administration	5		
Central Admin Costs	9		
Out of Scope contracts need to be revisited	1		
Fewer administrators in schools	2		
Trustee Costs	3		
Decrease the amount of consultants & assistant superintendents	3		
More Early Retirement Packages	1		
<b>Potential Revenue:</b>	<b>28</b>	<b>10%</b>	8%
Rental of Facilities	4		
Selling off old underutilized schools	8		
More fundraising	3		
Use more school days	1		
Allow industry to sponsor sports teams	1		
Work with industry in naming rights of buildings	2		
Lobby the government for more money	2		
Keep casinos	1		
Parents pay more for services such as transportation and school fees	4		
Redistribute funds more evenly between schools	1		
Invest reserve monies in revenue generating fund	1		
<b>Closing Schools:</b>	<b>26</b>	<b>9%</b>	4%
<b>No Cuts/Don't see any waste:</b>	<b>15</b>	<b>5%</b>	3%
<b>Buildings:</b>	<b>11</b>	<b>4%</b>	4%
Outsource maintenance work	2		
Utilizing all available spaces rather than building new schools	4		
Discontinue leasing private buildings for district programs	2		
Build larger schools instead of smaller schools will cut down on costs	2		
More cost effective maintenance	1		
<b>Programs:</b>	<b>3</b>	<b>1%</b>	5%
Cutting special needs programs	1		
Cut or amalgamate focus/academy	1		
Special Needs programs not inclusion	1		
<b>Total</b>	<b>274</b>		

