


Diploma Examination Results District Report 2015/2016 School Year

Growing in the

SPIRIT



EDMONTON CATHOLIC SCHOOLS

District Monitoring • *October 7, 2016*

EDMONTON CATHOLIC SCHOOLS DIPLOMA EXAMINATION PROGRAM 2015/2016 SCHOOL YEAR

1. OUR PHILOSOPHY OF STUDENT ACHIEVEMENT

Catholic education embraces the belief that all students can learn and develop their gifts. Edmonton Catholic Schools approaches all measures of student success from within this philosophical framework. A high value is placed on diploma examinations within the context of a vast array of qualitative, quantitative, and informal measures of student success. These are in place to ensure that students are given the highest quality Catholic education and, in turn, the best opportunities to embrace their God-given gifts, talents, and potential in school and beyond.

2. BACKGROUND

The Diploma Examination Program was established by Alberta Education in 1984 to assist in the development and maintenance of excellence in educational standards. The purposes of this program are to certify the level of individual student achievement in selected grade 12 courses, to ensure that the provincial standards of achievement are maintained, and to report individual and group results. Edmonton Catholic Schools' goal is to exceed provincial standards.

To receive a high school diploma, students are required to write at least two diploma examinations, either English Language Arts 30-1 or 30-2 and either Social Studies 30-1 or 30-2. In addition to one English course and one Social Studies diploma exam, students in Francophone programs present one of the Français exams to meet their language arts requirement. Francophone or French Immersion students must use the French translation of a diploma exam and respond in French in order to have their transcripts show that the language of examination was French.

The following courses had diploma examinations (*) and most of them had a French translation (*) available upon request:

- English Language Arts 30-1
- English Language Arts 30-2
- Social Studies 30-1*
- Social Studies 30-2*
- Français 30-1
- French Language Arts 30-1
- Mathematics 30-1*
- Mathematics 30-2*
- Biology 30*
- Chemistry 30*
- Physics 30*
- Science 30*

In order to obtain credit for a diploma examination course, students must write the appropriate diploma examination and obtain a final course mark of 50% or higher. A student's final course mark is usually determined by blending the mark obtained on the diploma examination with the school-awarded mark. There are some exceptions to this, for example, for students with mature status. The final course mark is sometimes referred to as the final blended mark. Diploma exams are worth 30% of the overall mark for the diploma course. The school-awarded mark is worth 70%.

When reviewing examination results, differences between school-awarded marks and the diploma examination marks are expected. These two measures of achievement are complementary. The diploma examination provides a common measure of achievement for all students across the province. The school-awarded mark reflects *all* aspects of course learning, much of which is not measurable through pencil and paper tests.

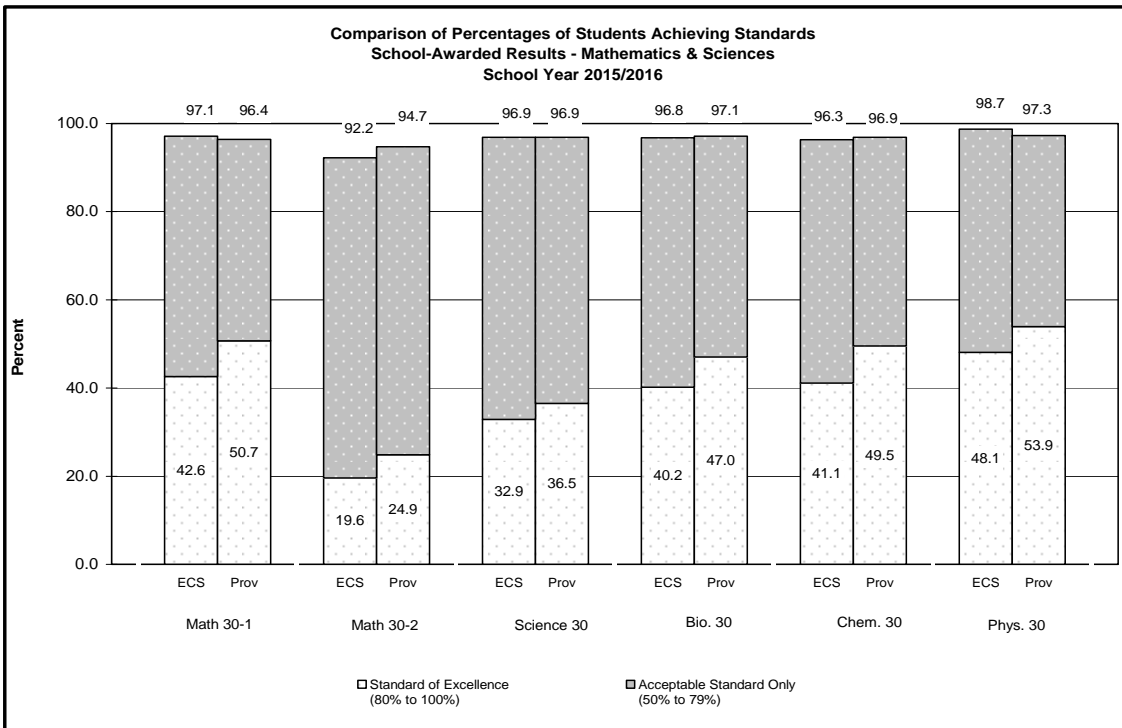
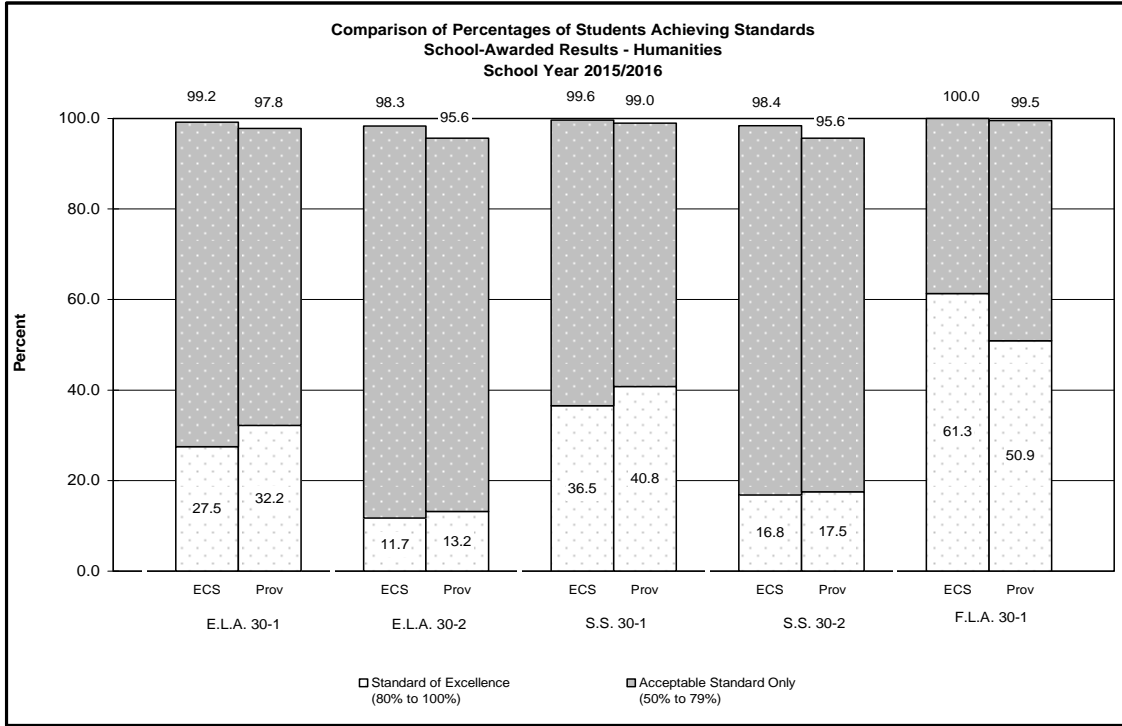
Results are not released to the public when fewer than six students wrote the examination. In 2015/2016, no students from our District wrote the Français 30-1 exam.

3. ACCEPTABLE STANDARD AND STANDARD OF EXCELLENCE RESULTS

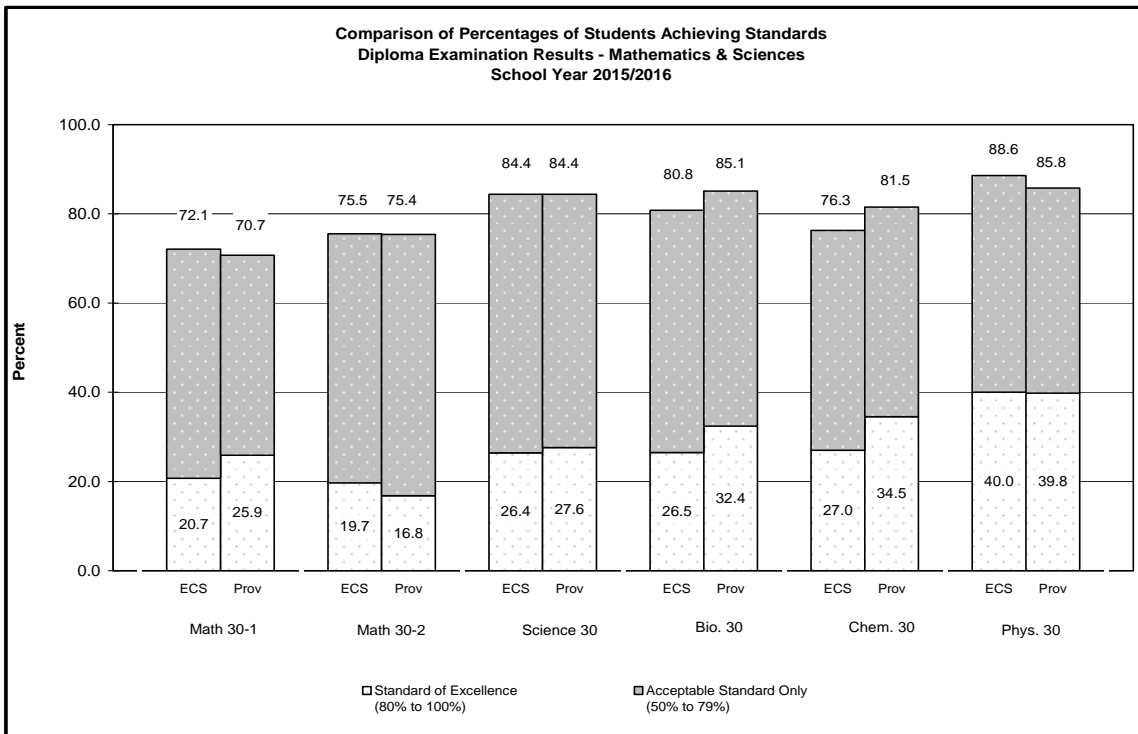
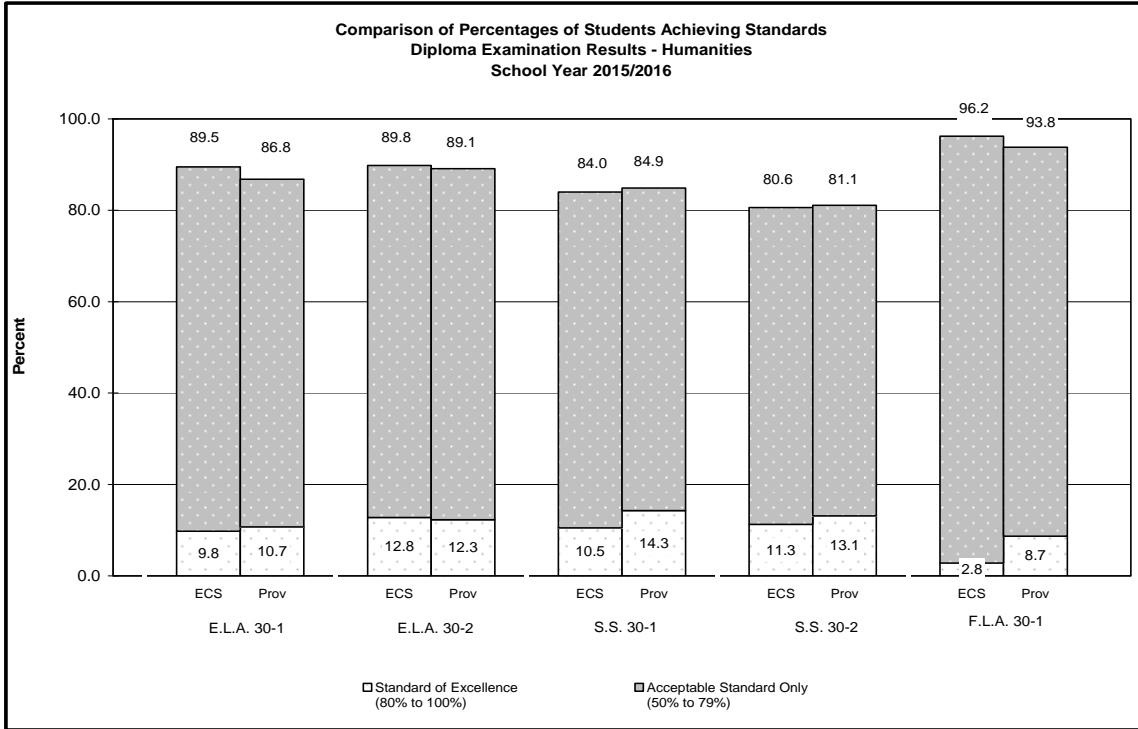
The percentage of students in Edmonton Catholic Schools achieving the Acceptable Standard and the Standard of Excellence in the Diploma Examination subjects were compared with provincial averages (Table 2 in Appendix A).

- ACCEPTABLE STANDARD**
- *Acceptable Standard* is the achievement of a **mark of 50% or greater**.
 - The percentage of Edmonton Catholic students achieving the *Acceptable Standard* **met** or **exceeded** the provincial percentage in the
 - **School-Awarded** Results in:
 - English Language Arts 30-1
 - English Language Arts 30-2
 - Social Studies 30-1
 - Social Studies 30-2
 - Mathematics 30-1
 - Science 30
 - Physics 30
 - French Language Arts 30-1
 - **Diploma Examination** Results in:
 - English Language Arts 30-1
 - English Language Arts 30-2
 - Mathematics 30-1
 - Mathematics 30-2
 - Science 30
 - Physics 30
 - French Language Arts 30-1
- STANDARD OF EXCELLENCE**
- *Standard of Excellence* is the achievement of a **mark of 80% or greater**.
 - The percentage of Edmonton Catholic students achieving the *Standard of Excellence* **exceeded** the provincial percentage in the
 - **School-Awarded** Results in:
 - French Language Arts 30-1
 - **Diploma Examination** Results in:
 - English Language Arts 30-2
 - Mathematics 30-2
 - Physics 30

Acceptable Standard and Standard of Excellence School-Awarded Results – 2015/2016



Acceptable Standard and Standard of Excellence Diploma Examination Results – 2015/2016



4. FIVE YEAR SUMMARY OF THE DIPLOMA EXAMINATION RESULTS

The percentages of students in Edmonton Catholic Schools achieving the acceptable standard and the standard of excellence in each subject area were compared with the province over the past five years (Tables 3 and 4 in Appendix A). In considering these trends, please note that this is the fourth year for results for Mathematics 30-1 and Mathematics 30-2.

SCHOOL-AWARDED RESULTS

- For at least each of the past **five** years **Edmonton Catholic Schools** has **met** or **exceeded** the province in respect to:
 - English Language Arts 30-1 – Acceptable Standard
 - English Language Arts 30-2 – Acceptable Standard
 - Social Studies 30-1 – Acceptable Standard
 - Social Studies 30-2 – Acceptable Standard
 - Science 30 – Acceptable Standard
- For each of the past **two** years **Edmonton Catholic Schools** has **exceeded** the province in respect to:
 - French Language Arts 30-1 – Acceptable Standard
- This year **Edmonton Catholic Schools** also **exceeded** the province in respect to:
 - Mathematics 30-1 – Acceptable Standard
 - Physics 30 – Acceptable Standard
 - French Language Arts 30-1 – Standard of Excellence

DIPLOMA EXAMINATION RESULTS

- For at least each of the past **five** years **Edmonton Catholic Schools** has **exceeded** the province in respect to:
 - English Language Arts 30-1 – Acceptable Standard
 - English Language Arts 30-2 – Acceptable Standard
 - English Language Arts 30-2 – Standard of Excellence
- For each of the past **four** years **Edmonton Catholic Schools** has **exceeded** the province in respect to:
 - Mathematics 30-2 – Standard of Excellence
- For each of the past **three** years **Edmonton Catholic Schools** has **met** or **exceeded** the province in respect to:
 - Science 30 – Acceptable Standard
- This year **Edmonton Catholic Schools** also **exceeded** the province in respect to:
 - Mathematics 30-1 – Acceptable Standard
 - Mathematics 30-2 – Acceptable Standard
 - Physics 30 – Acceptable Standard
 - Physics 30 – Standard of Excellence
 - French Language Arts 30-1 – Acceptable Standard

APPENDIX A

DIPLOMA EXAMINATION PROGRAM RESULTS 2015/2016

- **Table 1 – Numbers of Students and Average Marks in Diploma Examination Subjects**
- **Table 2 – Percentages of Students Achieving the Acceptable Standard and the Standard of Excellence in Diploma Examination Subjects**
- **Table 3 – School-Awarded Marks – Acceptable Standard and Standard of Excellence – Five Years of Multiyear Results**
- **Table 4 – Diploma Examination Marks – Acceptable Standard and Standard of Excellence – Five Years of Multiyear Results**
- **Table 5 – Participation Rates – Percentage of Third Year Students Writing One or More Diploma Exams – Five Years of Multiyear Results**

EDMONTON CATHOLIC SCHOOLS

Table 1
Numbers of Students and Average Marks in Diploma Examination Subjects
2015/2016 School Year

| Subject | Number of Students | | School-Awarded Mark | | Diploma Examination Mark | |
|----------------------------|--------------------|----------|---------------------|----------|--------------------------|----------|
| | ECS | Province | ECS | Province | ECS | Province |
| English Language Arts 30-1 | 1772 | 29730 | 73.5 | 72.8 | 64.1 | 63.7 |
| English Language Arts 30-2 | 1221 | 16707 | 67.8 | 66.5 | 66.5 | 65.5 |
| Social Studies 30-1 | 1577 | 22494 | 75.2 | 75.2 | 62.9 | 64.1 |
| Social Studies 30-2 | 1206 | 19790 | 68.0 | 67.3 | 62.2 | 63.0 |
| Mathematics 30-1 | 1262 | 20492 | 75.4 | 77.0 | 61.3 | 62.2 |
| Mathematics 30-2 | 965 | 13631 | 67.2 | 69.2 | 62.2 | 61.6 |
| Science 30 | 736 | 8790 | 72.2 | 72.9 | 66.9 | 67.7 |
| Biology 30 | 1372 | 22539 | 73.9 | 75.9 | 65.9 | 69.1 |
| Chemistry 30 | 1283 | 19265 | 74.1 | 76.6 | 64.7 | 68.4 |
| Physics 30 | 553 | 10291 | 77.0 | 77.8 | 71.9 | 70.7 |
| French Language Arts 30-1 | 106 | 1282 | 81.0 | 78.3 | 65.0 | 65.5 |

Table 2
Percentages of Students Achieving the Acceptable Standard
and the Standard of Excellence in Diploma Examination Subjects
2015/2016 School Year

| Subject | School-Awarded | | | | Diploma Examination | | | |
|----------------------------|------------------------|------|---------------------|------|------------------------|------|---------------------|------|
| | Standard of Excellence | | Acceptable Standard | | Standard of Excellence | | Acceptable Standard | |
| | ECS | Prov | ECS | Prov | ECS | Prov | ECS | Prov |
| English Language Arts 30-1 | 27.5 | 32.2 | 99.2 | 97.8 | 9.8 | 10.7 | 89.5 | 86.8 |
| English Language Arts 30-2 | 11.7 | 13.2 | 98.3 | 95.6 | 12.8 | 12.3 | 89.8 | 89.1 |
| Social Studies 30-1 | 36.5 | 40.8 | 99.6 | 99.0 | 10.5 | 14.3 | 84.0 | 84.9 |
| Social Studies 30-2 | 16.8 | 17.5 | 98.4 | 95.6 | 11.3 | 13.1 | 80.6 | 81.1 |
| Mathematics 30-1 | 42.6 | 50.7 | 97.1 | 96.4 | 20.7 | 25.9 | 72.1 | 70.7 |
| Mathematics 30-2 | 19.6 | 24.9 | 92.2 | 94.7 | 19.7 | 16.8 | 75.5 | 75.4 |
| Science 30 | 32.9 | 36.5 | 96.9 | 96.9 | 26.4 | 27.6 | 84.4 | 84.4 |
| Biology 30 | 40.2 | 47.0 | 96.8 | 97.1 | 26.5 | 32.4 | 80.8 | 85.1 |
| Chemistry 30 | 41.1 | 49.5 | 96.3 | 96.9 | 27.0 | 34.5 | 76.3 | 81.5 |
| Physics 30 | 48.1 | 53.9 | 98.7 | 97.3 | 40.0 | 39.8 | 88.6 | 85.8 |
| French Language Arts 30-1 | 61.3 | 50.9 | 100 | 99.5 | 2.8 | 8.7 | 96.2 | 93.8 |

Table 3
School-Awarded Marks
Acceptable Standard and Standard of Excellence
Five Years of Multiyear Results

| Subject | Standard | 2011/12 | | 2012/13 | | 2013/14 | | 2014/15 | | 2015/16 | |
|----------------------------|------------|---------|------|---------|------|---------|------|---------|------|---------|------|
| | | ECS | Prov | ECS | Prov | ECS | Prov | ECS | Prov | ECS | Prov |
| English Language Arts 30-1 | Acceptable | 99.2 | 97.2 | 99.0 | 97.1 | 98.7 | 97.2 | 99.3 | 97.5 | 99.2 | 97.8 |
| | Excellence | 32.7 | 30.6 | 30.4 | 30.7 | 27.1 | 30.7 | 29.9 | 31.9 | 27.5 | 32.2 |
| English Language Arts 30-2 | Acceptable | 98.0 | 93.4 | 96.6 | 93.8 | 97.3 | 94.7 | 97.4 | 94.4 | 98.3 | 95.6 |
| | Excellence | 11.9 | 11.1 | 12.8 | 11.8 | 14.3 | 13.5 | 10.9 | 13.4 | 11.7 | 13.2 |
| Social Studies 30-1 | Acceptable | 99.8 | 98.5 | 99.5 | 98.6 | 99.7 | 98.6 | 99.3 | 98.8 | 99.6 | 99.0 |
| | Excellence | 36.2 | 35.9 | 35.1 | 37.7 | 36.9 | 37.6 | 37.8 | 39.2 | 36.5 | 40.8 |
| Social Studies 30-2 | Acceptable | 97.1 | 94.0 | 97.2 | 94.3 | 96.9 | 94.3 | 98.0 | 95.2 | 98.4 | 95.6 |
| | Excellence | 13.8 | 13.9 | 12.9 | 15.1 | 13.3 | 16.9 | 15.6 | 17.6 | 16.8 | 17.5 |
| Mathematics 30-1 | Acceptable | N/A | N/A | 96.1 | 95.9 | 95.0 | 95.6 | 95.4 | 95.9 | 97.1 | 96.4 |
| | Excellence | N/A | N/A | 38.7 | 44.2 | 38.1 | 46.1 | 42.7 | 49.0 | 42.6 | 50.7 |
| Mathematics 30-2 | Acceptable | N/A | N/A | 91.7 | 91.6 | 90.8 | 92.8 | 89.7 | 93.2 | 92.2 | 94.7 |
| | Excellence | N/A | N/A | 14.2 | 18.9 | 13.8 | 21.1 | 19.8 | 23.8 | 19.6 | 24.9 |
| Science 30 | Acceptable | 96.6 | 95.4 | 97.2 | 95.0 | 97.8 | 95.0 | 96.1 | 96.1 | 96.9 | 96.9 |
| | Excellence | 21.1 | 27.9 | 22.1 | 30.9 | 27.7 | 32.0 | 28.7 | 33.5 | 32.9 | 36.5 |
| Biology 30 | Acceptable | 97.9 | 96.1 | 97.2 | 96.0 | 97.6 | 96.2 | 97.0 | 96.4 | 96.8 | 97.1 |
| | Excellence | 34.9 | 42.0 | 34.8 | 42.9 | 38.4 | 43.6 | 40.9 | 45.2 | 40.2 | 47.0 |
| Chemistry 30 | Acceptable | 96.9 | 95.9 | 96.2 | 95.4 | 95.5 | 96.3 | 96.6 | 96.2 | 96.3 | 96.9 |
| | Excellence | 33.4 | 42.6 | 34.8 | 41.9 | 32.0 | 46.1 | 35.4 | 46.9 | 41.1 | 49.5 |
| Physics 30 | Acceptable | 97.8 | 96.5 | 96.2 | 96.2 | 96.0 | 96.3 | 96.3 | 96.8 | 98.7 | 97.3 |
| | Excellence | 35.5 | 46.0 | 39.9 | 45.5 | 32.9 | 49.7 | 43.4 | 51.4 | 48.1 | 53.9 |
| French Language Arts 30-1 | Acceptable | 95.5 | 98.8 | 100 | 99.1 | 99.0 | 99.2 | 100 | 99.1 | 100 | 99.5 |
| | Excellence | 31.3 | 48.3 | 61.8 | 47.8 | 48.0 | 50.8 | 39.6 | 47.4 | 61.3 | 50.9 |

Table 4
Diploma Examination Marks
Acceptable Standard and Standard of Excellence
Five Years of Multiyear Results

| Subject | Standard | 2011/12 | | 2012/13 | | 2013/14 | | 2014/15 | | 2015/16 | |
|----------------------------|------------|-------------|------|-------------|------|-------------|------|-------------|------|-------------|------|
| | | ECS | Prov | ECS | Prov | ECS | Prov | ECS | Prov | ECS | Prov |
| English Language Arts 30-1 | Acceptable | 91.1 | 86.3 | 89.8 | 85.9 | 90.0 | 87.6 | 88.8 | 86.5 | 89.5 | 86.8 |
| | Excellence | 11.4 | 11.3 | 10.1 | 10.4 | 12.7 | 11.8 | 12.3 | 11.4 | 9.8 | 10.7 |
| English Language Arts 30-2 | Acceptable | 94.3 | 89.6 | 93.0 | 89.4 | 92.7 | 89.8 | 91.0 | 88.6 | 89.8 | 89.1 |
| | Excellence | 12.3 | 10.7 | 11.5 | 10.9 | 13.5 | 13.1 | 11.4 | 11.2 | 12.8 | 12.3 |
| Social Studies 30-1 | Acceptable | 89.7 | 86.3 | 88.3 | 85.4 | 86.2 | 85.6 | 86.6 | 87.1 | 84.0 | 84.9 |
| | Excellence | 15.5 | 16.7 | 13.9 | 15.2 | 13.2 | 14.2 | 14.3 | 16.2 | 10.5 | 14.3 |
| Social Studies 30-2 | Acceptable | 84.7 | 83.0 | 84.4 | 82.2 | 84.7 | 83.9 | 78.3 | 81.3 | 80.6 | 81.1 |
| | Excellence | 15.0 | 13.7 | 10.0 | 13.7 | 9.4 | 14.8 | 10.3 | 12.5 | 11.3 | 13.1 |
| Mathematics 30-1 | Acceptable | N/A | N/A | 80.6 | 80.9 | 70.8 | 75.1 | 72.6 | 76.1 | 72.1 | 70.7 |
| | Excellence | N/A | N/A | 31.4 | 35.9 | 23.2 | 27.9 | 26.2 | 31.6 | 20.7 | 25.9 |
| Mathematics 30-2 | Acceptable | N/A | N/A | 69.9 | 69.5 | 71.5 | 71.3 | 73.1 | 73.9 | 75.5 | 75.4 |
| | Excellence | N/A | N/A | 11.0 | 9.7 | 16.1 | 15.0 | 18.5 | 15.5 | 19.7 | 16.8 |
| Science 30 | Acceptable | 80.8 | 79.8 | 82.1 | 84.1 | 86.5 | 85.0 | 87.4 | 83.9 | 84.4 | 84.4 |
| | Excellence | 21.3 | 22.0 | 21.1 | 25.8 | 26.3 | 25.4 | 30.9 | 26.6 | 26.4 | 27.6 |
| Biology 30 | Acceptable | 81.4 | 81.9 | 83.2 | 84.4 | 83.9 | 85.2 | 86.1 | 85.8 | 80.8 | 85.1 |
| | Excellence | 25.7 | 28.2 | 28.0 | 32.2 | 30.5 | 31.8 | 31.7 | 33.0 | 26.5 | 32.4 |
| Chemistry 30 | Acceptable | 73.9 | 77.1 | 77.4 | 78.8 | 78.7 | 81.5 | 78.0 | 82.1 | 76.3 | 81.5 |
| | Excellence | 22.8 | 28.7 | 28.7 | 31.8 | 30.9 | 35.2 | 24.7 | 34.2 | 27.0 | 34.5 |
| Physics 30 | Acceptable | 81.0 | 81.1 | 81.6 | 81.5 | 82.3 | 83.2 | 82.6 | 83.9 | 88.6 | 85.8 |
| | Excellence | 24.1 | 30.5 | 28.5 | 30.4 | 32.8 | 34.3 | 32.2 | 35.8 | 40.0 | 39.8 |
| French Language Arts 30-1 | Acceptable | 91.0 | 95.6 | 92.7 | 95.4 | 94.9 | 96.6 | 94.5 | 95.5 | 96.2 | 93.8 |
| | Excellence | 4.5 | 13.5 | 9.1 | 12.4 | 8.2 | 14.6 | 9.9 | 9.9 | 2.8 | 8.7 |

Table 5
Participation Rates
Percentage of Third Year Students Writing One or More Diploma Exams
Five Years of Multiyear Results

| Subject | 2011/12 | | 2012/13 | | 2013/14 | | 2014/15 | | 2015/16 | |
|---|--------------|-------------|--------------|-------------|--------------|-------------|--------------|-------------|--------------|-------------|
| | Prov | ECS | Prov | ECS | Prov | ECS | Prov | ECS | Prov | ECS |
| Total Number of Students | 45020 | 2679 | 44923 | 2503 | 44199 | 2641 | 43698 | 2563 | 44959 | 2767 |
| English Language Arts 30-1 | 54.7 | 55.2 | 53.9 | 55.0 | 54.0 | 57.3 | 53.2 | 55.7 | 53.9 | 53.1 |
| English Language Arts 30-2 | 25.9 | 30.6 | 27.1 | 30.6 | 28.0 | 30.2 | 28.7 | 30.9 | 28.6 | 34.2 |
| Total of 1 or more English Exams | 78.7 | 83.1 | 78.8 | 83.0 | 79.7 | 83.8 | 79.6 | 83.7 | 80.0 | 84.7 |
| Social Studies 30-1 | 47.6 | 53.3 | 45.8 | 50.2 | 45.1 | 54.2 | 43.5 | 51.4 | 45.0 | 51.5 |
| Social Studies 30-2 | 31.9 | 30.2 | 33.8 | 33.2 | 35.3 | 31.0 | 36.7 | 33.4 | 35.8 | 34.5 |
| Total of 1 or more Social Exams | 78.8 | 83.0 | 78.8 | 82.5 | 79.6 | 84.4 | 79.5 | 84.3 | 80.2 | 85.5 |
| Mathematics 30-1 | 0.0 | 0.0 | 29.7 | 35.5 | 37.3 | 42.5 | 37.1 | 40.2 | 36.4 | 36.5 |
| Mathematics 30-2 | 0.0 | 0.0 | 16.7 | 18.5 | 21.4 | 21.7 | 22.4 | 25.2 | 23.6 | 28.2 |
| Total of 1 or more Math Exams | 61.1 | 63.0 | 52.0 | 61.2 | 57.0 | 62.4 | 57.6 | 62.6 | 58.2 | 62.7 |
| Biology 30 | 42.8 | 42.9 | 42.2 | 41.9 | 41.4 | 43.9 | 40.6 | 42.3 | 40.6 | 40.8 |
| Chemistry 30 | 36.4 | 37.0 | 31.5 | 36.4 | 34.7 | 38.1 | 35.7 | 38.0 | 35.5 | 38.7 |
| Physics 30 | 20.2 | 19.8 | 17.3 | 19.9 | 20.0 | 19.3 | 19.8 | 19.4 | 19.3 | 18.8 |
| Science 30 | 10.3 | 15.9 | 9.8 | 18.0 | 12.8 | 17.5 | 14.1 | 21.1 | 15.7 | 22.6 |
| Total of 1 or more Science Exams | 59.2 | 62.0 | 57.3 | 63.1 | 59.4 | 63.2 | 59.8 | 64.3 | 60.5 | 65.6 |
| Français 30-1 | 0.1 | 0.0 | 0.1 | 0.0 | 0.1 | 0.0 | 0.1 | 0.0 | 0.2 | 0.0 |
| French Language Arts 30-1 | 2.7 | 2.5 | 2.7 | 2.2 | 2.7 | 3.5 | 2.8 | 3.6 | 2.8 | 3.8 |
| Total of 1 or more French Exams | 2.8 | 2.5 | 2.8 | 2.2 | 2.8 | 3.5 | 2.9 | 3.6 | 3.0 | 3.8 |