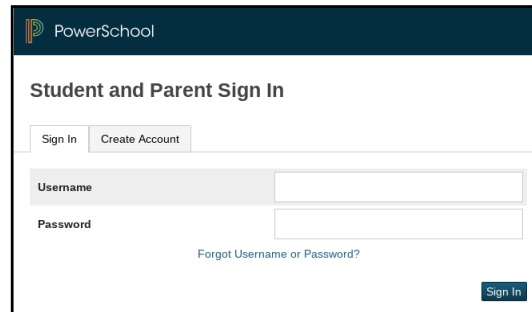


# Viewing Student Grades and Learning Outcomes in PowerSchool Pro

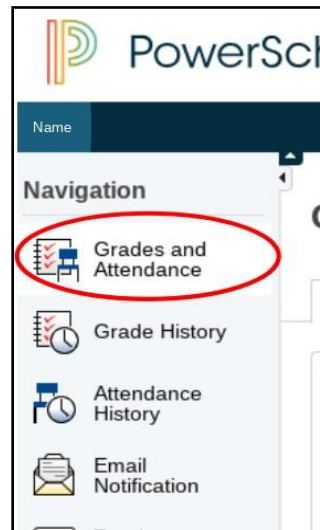
## Parent Support Document

1. Sign in to PowerSchool Parent Portal at <https://powerschool.ecsd.net/public/>



The screenshot shows the PowerSchool login page. At the top left is the PowerSchool logo. Below it is the heading "Student and Parent Sign In". There are two buttons: "Sign In" and "Create Account". Below these are two input fields: "Username" and "Password". A link "Forgot Username or Password?" is located below the password field. A "Sign In" button is at the bottom right.

2. Select Grades and Attendance



- The student's grades and attendance view will display. Blue text indicates an interactive feature. If you choose click the teacher name, you will be able to email the teacher.

PowerSchool Welcome, Parent | Help | Sign Out

Student 1 Student 2 Student 3

Navigation

- Grades and Attendance
- Grade History
- Attendance History
- Email Notification
- Teacher Comments
- School Bulletin
- Class Registration
- Student Fees and Forms
- My Calendars
- School Information
- Account Preferences
- 18-19 Student Enrolment Verification
- Alert Solutions 2
- SchoolMessenger

### Grades and Attendance: Last Name, First Name

Grades and Attendance Standards Grades

Exp	Attendance By Class										Course	T1	T2	T3	Y1	Absences	Tardies
	Last Week					This Week											
	M	T	W	H	F	M	T	W	H	F							
AM(1-5) PM(1-5)											Homeroom Teacher	[i]	[i]	[i]	[i]	10	0
P1(1-5) P2(4)											Religion 8 Email Teacher			[i]		0	0
P2-P3(1-2) P4-P5(4) P6-P7(3)											Science 8 Email Teacher	94	95	87	93	0	0
P2(3,5) P3(4) P4(1-2)											Physical Education 8 Email Teacher	[i]	[i]	[i]	[i]	0	0
P5(1) P6(1,5) P7(4-5) P10(4) P11(2,4)											English Language Arts 8 Email Teacher	96	96	97	97	0	0
P5(2) P6(4) P7(1)											Health and Life Skills 8 Email Teacher	91	100	100	98	0	0
P5(3,5) P8-P9(1-2,4)											Mathematics 8 Email Teacher	98	97	98	98	0	0
P3-P4(3,5) P6-P7(2) P10-P11(1)											Social Studies 8 Email Teacher	93	98	91	96	0	0
P8-P11(3,5)											Mini Exploratory Studies 8 Email Teacher			[i]		0	0
<b>Attendance Totals</b>																10	0

4. If you click the number in the absence column, you will see a description of the absences, with a legend.


**Dates of all absences for Homeroom Exp. AM(1-5) PM(1-5) (HOMEROOM.8W) for T3:**

1. AM(2) - 04/10/2018 - M
2. AM(1) - 04/16/2018 - M
3. PM(1) - 04/16/2018 - M
4. PM(1) - 04/30/2018 - M
5. AM(4) - 05/03/2018 - M
6. PM(4) - 05/03/2018 - M
7. AM(2) - 05/22/2018 - V
8. PM(2) - 05/22/2018 - V
9. AM(5) - 05/25/2018 - A
10. PM(5) - 05/25/2018 - A
11. AM(2) - 06/05/2018 - A
12. PM(2) - 06/05/2018 - A

**Legend**

**Attendance Codes:** Blank=Present | L=Late | M=Medical/Illness | V=Vacation | A=Absent (Excused) | F=Field Trip | U=Absent (Unexcused) | I=In School Suspension | O=Out of School Suspension |

**Citizenship Codes:** H=Honorable | S=Satisfactory | N=Needs to improve | U=Unsatisfactory |



- If you click on a term mark, you will find more information about assessments included in the score. Any flags the teacher may have used will be described at the bottom of the screen.

**PowerSchool** Welcome, Parent | Help | Sign Out

Student 1 | **Student 2** | Student 3

**Navigation**

- Grades and Attendance
- Grade History
- Attendance History
- Email Notification
- Teacher Comments
- School Bulletin
- Class Registration
- Student Fees and Forms
- My Calendars
- School Information
- Account Preferences
- 18-19 Student Enrollment Verification
- Alert Solutions 2

**Class Score Detail: Last Name, First Name**

Grades and Attendance | Standards Grades

Course	Teacher	Expression	Final Grade <sup>1</sup>
Mathematics 8	Last Name, First Name	P5(3,5) P8-P9(1-2,4)	98

Teacher Comments:

Section Description:

**Assignments**

Due Date	Category	Assignment	Flags	Score	Grade	Info
05/29/2018	Numbers	Rates, Ratios, and Percents Unit Test	[Standards Icon]	10/10	100	
05/25/2018	Numbers	Ratios and Rates Check-In	[Standards Icon]	10/10	100	
05/21/2018	Numbers	Percents Check-In	[Standards Icon]	9/10	90	
05/02/2018	Patterns & Relations	Algebra Unit Test	[Standards Icon]	10/10	100	
04/18/2018	Patterns & Relations	Linear Equations Check-In	[Standards Icon] [Has Description]	9/10	90	
04/16/2018	Patterns & Relations	Graphing Linear Equations Practice	[Standards Icon] [Has Description] [Collected]	--		<a href="#">View</a>
03/28/2018	Patterns & Relations	Solving Equations Check-In	[Standards Icon] [Has Description]	10/10		<a href="#">View</a>

Grades last updated on: 5/30/2018

**Legend**

1 - This final grade may include assignments that are not yet published, or may be the result of special weighting used by the teacher. Click to view additional information on special weighting.

Icons: [Standards Icon] - Standards | [Has Description Icon] - Has Description | [Has Comment Icon] - Has Comment | [Collected Icon] - Collected | [Late Icon] - Late | [Missing Icon] - Missing | [Exempt from Final Grade Icon] - Exempt from Final Grade | [Absent Icon] - Absent | [Incomplete Icon] - Incomplete | [Excluded Icon] - Excluded

**Annotations:**

- Standards Icon (points to the Standards icon in the assignment row)
- Teacher Comment (points to the View link in the assignment row)
- Flag Descriptions (points to the Legend section)

6. Within this screen, if you click View, you can see comments the teacher has made.

### Student Score Detail



















**Assignment** Graphing Linear Equations Practice

**Category** Patterns & Relations

Assignment Description

Students turned in a photo of their line graph they created showing five different lines all crossing through one point.

7. Clicking the standards icon allows you to see outcomes that were addressed in that assessment.

Assignments			
Due Date	Category	Assignment	
05/29/2018	Numbers	Rates, Ratios, and Percents Unit Test	 
05/25/2018	Numbers	Ratios and Rates Check-In	 
05/21/2018	Numbers	Percents Check-In	 
05/02/2018	Patterns & Relations	Algebra Unit Test	 
04/18/2018	Patterns & Relations	Linear Equations Check-In	 
04/16/2018	Patterns & Relations	Graphing Linear Equations Practice	   
	 <b>8MA.PR1</b> - Graph and analyze two-variable linear relations.		
03/28/2018	Patterns & Relations	Solving Equations Check-In	  

8. Navigate back to the main page by clicking the student's name on the top, left corner.

