

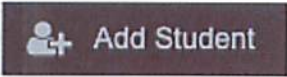
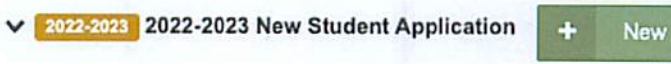


2022-2023 New Student Applications for Students starting in the Fall of 2022.

NEW to Edmonton Catholic Schools

Create a new School Engage account
with ECSD to get started

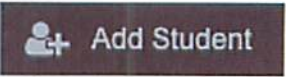
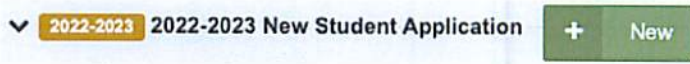
<https://ecsd.schoolengage.ca>

1. On the SchoolEngage page, click the Create new account link to get started, once the account is verified via email, Sign-in to your account.
2. Add your Student using this icon - - >  on the left hand side, click there to enter your student's first name, last name, and date of birth and click Save. This adds this student to your student list in School Engage so you can start the Application.
3. On the right hand side of the screen you will see the 2022-23 NEW Student,  and you will click on the NEW Button to get started.
4. Read and and continue through the application, making sure to answer all required fields (they will be **RED**)
5. After you have completed and signed the form, Click Submit. (It will not let you submit, if there is missing information.)
6. You will receive ON SCREEN confirmation messages and EMAIL confirmation messages when the form has been submitted to ECSD, to register additional children, start again at step 4 for each student.

Parents with Current ECSD Students

Use your current PowerSchool Parent
Portal account to access School Engage

<https://powerschool.ecsd.net>

1. Log onto the PowerSchool Parent Portal using you existing account, and then click on the School Engage Icon.
2. Add your Student using this icon - - >  on the left hand side, click there to enter your student's first name, last name, and date of birth and click Save. This adds this student to your student list in School Engage so you can start the Application.
3. On the right hand side of the screen you will see the 2022-23 NEW Student,  and you will click on the NEW Button to get started.
4. Read and and continue through the application, making sure to answer all required fields (they will be **RED**)
5. After you have completed and signed the form, Click Submit. (It will not let you submit, if there is missing information.)
6. You will receive ON SCREEN confirmation messages and EMAIL confirmation messages when the form has been submitted to ECSD, to register additional children, start again at step 4 for each student.